Genetics Catalogue

2024 Dairy

There's always room for improvement

LIC®

LIC Genetics Team (L-R): Jen Campbell, Paul Charteris, Corey Berger, James Mills, Emma Gardiner, Nicola Hemming and April Barnett.

Welcome to our 2024 Genetics Catalogue!

We are excited to share with you our portfolio of strong sires for the new season.

This year we have utilised animal evaluation data from January 2024 with the aim of getting our catalogue to you earlier. I hope you enjoy flicking through this catalogue but make sure to check out our website which gets updated monthly with the latest data on each bull.

This season we're introducing some new bulls to our dairy offering, with an emphasis on traits farmers look for in their cows such as fat, protein, fertility, udders, and efficiency.

Over the last 12 months, we have continued to see a strong uptake in our premium genetics, such as Forward Pack and sexed semen.

With close to 80% of our total Premier Sires® replacement inseminations now going to Forward Pack teams (which includes a mix of the best Daughter Proven bulls along with elite young genomic bulls), we have made the decision to retire our Premier Sires Jersey Daughter Proven team. Rest assured, the best Daughter Proven bulls will still be used within Forward Pack as well as the Alpha® Pack frozen options.

Sexed semen remains an important tool to help farmers meet emissions targets. By generating heifer replacements from your best performing animals, sexed semen can support on-farm profitability and reduce the carbon footprint per kilogram milksolids produced.

When it comes to beef, we've worked hard at securing new offerings for the upcoming season with colour marking, calving ease and growth rates front of mind. Our beef options have gone from strength to strength, with more bulls for you to choose from across the various breeds. Our relationship with our beef breeders and our investment in the Dairy Beef Progeny Test scheme have been fundamental in helping deliver beef genetic solutions that work for New Zealand's dairy herd.

I hope you enjoy reading through the high calibre of bulls that we have selected to help you improve your herd and breed better cows, faster. We look forward to sharing our confirmed Premier Sires teams later in the year.

All the best for the season ahead.

Cover family: LIC Sire 117068 Meander SB Arrow – ET S2F features alongside three-year-old Lancelot daughter (breedsplit F14J2) and their calf, in the foreground on the right-hand side. Both dam and calf photographed on DairyNZ Lye farm.

(Refer to pg 58 for more information on Arrow)

Contents

Genomic Jersey

Daughter Proven Jersey

Economy Jersey

Genomic KiwiCross®

Genomic KiwiCross® Continued

Daughter Proven KiwiCross®

Economy KiwiCross®

Ayrshire

How to Read a Dairy Sire Page

Labels

Bulls with standout attributes have these highlighted. The attributes are calculated within breed and based on 19/01/2024 information. It will also show if a bull is currently being marketed as a Premier Sire, and whether it is a Genomic graduate - having been previously marketed as a young bull.

Protein and Milkfat

A gBV of 61 kg indicates that the bull will produce daughters which on average, are genetically superior to the base cow by 30.5 kg per 5t dry matter consumed.

Fertility

A gBV of 1.6% indicates that 0.8% more daughters are expected to calve in the first 42 days of a herds calving period, compared to a bull of 0.

As an industry New Zealand has a tighter calving pattern than dairy industries worldwide. Highly fertile cows have been necessary to achieve this. It is generally accepted that the New Zealand base cow is far more fertile than any other country's base.

Functional Survival

The likely percentage of cows surviving to the next lactation independent of culling for low production or poor fertility (For example a bull with a gBV of 3.0% means, on average, we expect his daughters to have a 1.5% higher probability of surviving to the next lactation than a bull with a gBV of 0).

Shed Temperament

A gBV of 0.00 indicates that the bull will produce daughters which on average, are genetically the same as the base cow. (For example by using a bull with a shed temperament of 0.55 the raw score for his daughters on average is expected to be 6.28 + 0.28 = 6.56 from a linear score of 9).

HoofPrint®

Environmental measure.
More information on pg 121.

Stature

Again as the gBV for a sire is comparing his progeny against the base cow which is across breed. Stature for Jerseys is usually negative and Holsteins are positive.

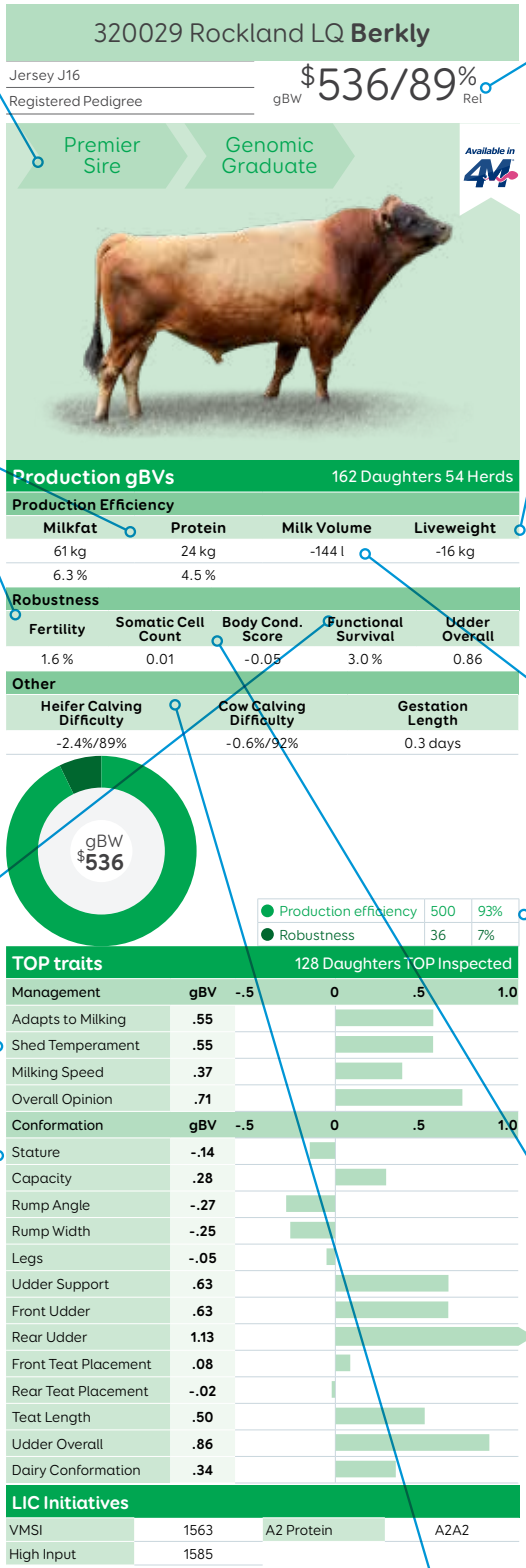

320029 Rockland LQ **Berkly**

Jersey J16

Registered Pedigree

gBW $536/89% Rel

Premier Sire | Genomic Graduate

Available in 4M

Production gBVs — 162 Daughters 54 Herds

Production Efficiency			
Milkfat	Protein	Milk Volume	Liveweight
61 kg	24 kg	-144 l	-16 kg
6.3 %	4.5 %		

Robustness				
Fertility	Somatic Cell Count	Body Cond. Score	Functional Survival	Udder Overall
1.6 %	0.01	-0.05	3.0 %	0.86

Other		
Heifer Calving Difficulty	Cow Calving Difficulty	Gestation Length
-2.4%/89%	-0.6%/92%	0.3 days

Production efficiency	500	93%
Robustness	36	7%

TOP traits — 128 Daughters TOP Inspected

Management	gBV
Adapts to Milking	.55
Shed Temperament	.55
Milking Speed	.37
Overall Opinion	.71

Conformation	gBV
Stature	-.14
Capacity	.28
Rump Angle	-.27
Rump Width	-.25
Legs	-.05
Udder Support	.63
Front Udder	.63
Rear Udder	1.13
Front Teat Placement	.08
Rear Teat Placement	-.02
Teat Length	.50
Udder Overall	.86
Dairy Conformation	.34

LIC Initiatives

VMSI	1563	A2 Protein	A2A2
High Input	1585		

gBW/Rel

Using this bull at a gBW of $536 indicates that per 5t DM the replacements are expected to generate NZD $268 more net profit than using a sire with a gBW of 0.

The reliability of a sire is a measure of the amount of information behind the bulls gBW. The higher the reliability the less movement expected with his gBW.

Liveweight

A gBV of -16 kg indicates by using this sire over the average cow in New Zealand his daughters are expected to have a mature liveweight 8kgs lighter (-8kgs) than the base cow of 500kg. Because Breeding Values (gBV) are calculated across breed you would expect a Holstein Friesian to have a much higher (positive) gBV for liveweight and you would expect Jerseys to have a lower (negative) gBV.

Milk

A gBV of -144 litres indicates the bull will produce daughters which on average will produce 72 litres less (-72kgs) than the base cow per 5t of dry matter fed. Remember the gBV is across breeds so Jersey and Crossbred animals may show a negative gBV.

Donut Graph

This shows the value components in a bulls gBW that is contributed from either Production efficiency or Robustness. In this example the gBW is made up of $500 from Production efficiency and $36 from Robustness for a total of $536 gBW.

Somatic Cell Count

A useful approximation for farmers to note, is that a difference between two sires of 0.5 in breeding value equates to a difference in expected daughter performance of 35,000 bulk milk count. The lower the SCC gBV the better as you want to reduce the bulk milk SCC.

gBW/gBV are calculated by LIC.
More information on page 122

Bulls with this flag are available in frozen sexed semen (female).

Calving Difficulty

A sires Calving Difficulty gBV compares the percentage of assisted calvings expected when he is mated to yearling heifers and cows, compared to a bull of 0.

Understanding New Zealand Information

Base cow

The New Zealand Breeding Values are compared across breed to a group of animals, commonly known as the base cow. There are 21,585 cows in the base group, made up of all breeds. These cows were born in 2005 and came into milk in 2007. All animals had to be TOP (Traits Other than Production) inspected, weighed and have had four herd tests. The production information was collated over four years and then averaged out.

All of the bulls information in this catalogue is expressed relative to the base group, who's production and TOP information has been set to zero.

Assessing the animal

Each trait is scored separately on a scale from 1-9. The traits included in the TOP system are the traits considered most important in dairy cattle and contain 4 farmer scored traits, and 13 conformation traits.

The main advantage of the TOP system is that inspectors describe the animal rather than an imagined ideal animal.

Any additional characteristics of an animal not described by these traits are noted as additional comment codes. (eg: OW- predominantly white).

1	2	3	4	5	6	7	8	9
		←	Low score	Average	High score	→		

(see adjacent table)

Data processing

The raw data is then sent through to the New Zealand Animal Evaluation unit where within herd, region and national comparisons are analysed and processed. This information is then fed into the national data base as breeding values for sires.

Production

When calculating the genetic response expected from production breeding values, it is calculated at an expected response when fed 5 tonnes of dry matter. This is because the average New Zealand cow will consume 5 tonnes of dry matter in one lactation when fed on a pasture only diet. If grain or additional supplements are fed on top of the pasture diet you would expect a much higher genetic response.

Volume

Because Breeding Values (gBV) are calculated across breed you would expect a Holstein-Friesian to have a much higher (positive) gBV for milk and you would expect Jerseys to have a lower (negative) gBV.

Base cow production information

Milkfat	Protein	Milk Volume	Liveweight
218 kg/5t DM	174 kg/5t DM	4595 l/5t DM	500 kg

TOPs

The average raw TOP scores of the 2005 base cow are as follows.

Farmer scored management traits			
Sire Proving farmers score two-year-old heifers on the four farmer traits.	Low Score	High Score	Base cow average
Adapts to Milking - describes how soon the heifer settled into the milking routine after calving.	slowly	quickly	6.12
Shed Temperament - describes the temperament of the heifer in the farm dairy while being handled and milked.	nervous	placid	6.28
Milking Speed - describes the milking speed of the heifer.	slow	fast	6.33
Overall Opinion - describes the farmer's overall acceptance of the heifer as a herd member.	undesirable	desirable	6.57
Inspector scored conformation traits			
Stature - describes the height at the shoulders of the heifer in five centimetre bands.	small	tall	5.75
Capacity - describes depth and width of chest and body in relation to the physical size of the heifer.	frail	capacious	6.34
Rump Angle - describes the angle of a line between the centre of the hips and the top of the pins.	high pins	sloping	4.79
Rump Width - describes the width of pins, hips and thurls relative to the size of the heifer.	narrow	wide	6.17
Legs - describes the straightness or curvature of the back legs while the heifer is walking.	straight	curved	6.18
Udder Support - describes the strength of the suspensory ligament, and the udder depth relative to the hocks.	weak	strong	6.02
Front Udder - describes the attachment of the front udder to the body wall.	loose	strong	5.70
Rear Udder - describes the height and width of the rear udder attachment.	low	high	5.76
Front Teat Placement - describes the placement of the front teats relative to the centre of the quarters.	wide	close	4.53
Rear Teat Placement - describes the placement of the rear teats relative to the centre of the quarters.	wide	close	5.84
Teat Length - describes the length of the rear teats from the udder to the tip of the teat	short	long	4.10*
Udder Overall - assesses the desirability of all traits pertaining to the udder.	undesirable	desirable	5.71
Dairy Conformation - assesses the desirability of all traits pertaining to dairy conformation, but excluding udder traits.	undesirable	desirable	6.45

*Teat length was first scored in 2018 so there is no phenotypic average for the base cow, this average is calculated from raw scores, from daughters of bulls that have a BV of 0

Premier Sires® Pricing

Increase your herd's genetic value with Premier Sires, a cost-effective and convenient way to mate your herd with New Zealand's top bulls.

Premier Sires				
Number of inseminations (LIC Technician) #	Forward Pack (per insemination)	A2A2 team* (per insemination)	Daughter Proven (per insemination)	SGL Dairy® (per insemination)
1-100	$30.60	$30.60	$28.60	$30.60
101-200	$30.05	$30.05	$28.05	$30.05
201-300	$29.55	$29.55	$27.55	$29.55
301-400	$28.90	$28.90	$26.90	$28.90
401-500	$28.30	$28.30	$26.30	$28.30
501-600	$27.65	$27.65	$25.65	$27.65
601-700	$27.05	$27.05	$25.05	$27.05
701-800	$26.40	$26.40	$24.40	$26.40
801-900	$25.80	$25.80	$23.80	$25.80
901-1000	$25.15	$25.15	$23.15	$25.15
1001-1100	$24.55	$24.55	$22.55	$24.55
1101-2000	$23.85	$23.85	$21.85	$23.85
2001-5000	$23.00	$23.00	$21.00	$23.00
5001+	$22.70	$22.70	$20.70	$22.70

The Premier Sires Forward Pack teams are comprised of the best daughter proven and best genomically-selected bulls.

* The Premier Sires A2A2 teams are comprised of genomically-selected bulls only.

The Premier Sires Daughter Proven teams are comprised of the best daughter proven bulls. (Friesian and KiwiCross®)

Customers are charged per 100 inseminations or part thereof, depending on the number of inseminations to Premier Sires. As described in the tables, as the number of inseminations increase, prices move down the graduated price scale, and each insemination is charged at the appropriate Forward Pack, A2A2, Daughter Proven or SGL Dairy rate.

Example: The 100th and your 101st Forward Pack insemination would be charged at $30.60 and $ 30.05 respectively.

DIY Premier Sires follows the same graduated price scale, less $1.00 per insemination.

All prices exclude GST

Sexed Semen (Liquid) $59.95 plus technician per straw

As sexed semen is processed via a third party, customers will be billed for every straw ordered/delivered.

Alpha® Pack Purchasing

Alpha packs give you the control to choose the bulls best suited to your breeding requirements, while taking advantage of our discounted pack pricing.

Packs must contain equal quantities of each bull and in quantities of 5 straws per bull, minimum order will apply.

Alpha Packs				
Product	Details	Bulls	$/Straw	$/Straw (Inc 10% InvestaMate)
Economy Pack	• Minimum order of 20 straws • Can mix breeds	3+ Bulls	$18.90	$17.01
Classic Pack	• Minimum order of 30 straws • Can mix breeds	5+ Bulls	$26.35	$23.72
		4 Bulls	$28.75	$25.88
		3 Bulls	$31.15	$28.04
Adapta Pack	• Minimum order of 30 straws • Can include Daughter & Genomic bulls • Minimum of 3 Daughter proven bulls • Can mix breeds	6+ Bulls	$29.75	$26.78
Genomic Pack	• Minimum order of 30 straws • Can mix breeds	5+ Bulls	$32.40	$29.16
Ayrshire Pack	Minimum order of 20 straws	3+ Bulls	$22.75	$20.48
Young Ayrshire Pack	Minimum order of 20 straws	(No choice)	$7.00	$6.30
		3+ Bulls	$16.15	$14.54
Short Gestation Length	Dairy	(No choice)	$22.70	$20.43
	Hereford or Angus	(No choice)	$15.45	$13.91
Beef Pack	Range of breeds available - refer to beef section	(No choice)	from $12.60	$11.34
No Choice Packs	• VMSI (page 12) • High Input (page 11) • Polled (page 14) • Minimum order 30 straws	(No choice)	$24.05	$21.65
NEW No Choice Pack	Facial Eczema (page 15)	(No choice)	$21.95	$19.76

Volume discounts (1-10%) may apply and will be additional to the InvestaMate discount outlined above (see page 124 for details). Prices exclude insemination costs. All prices exclude GST

Compact Calving + gBW	Gestation Length	gBW	$/Straw	$/Straw (Inc 10% InvestaMate)
KiwiCross®	-8.4 days	$418/94%	$26.30	$23.67
Holstein-Friesian	-8.7 days	$381/96%	$26.30	$23.67

Our Compact Calving pack (frozen only) delivers bulls with shorter gestation and high gBW so that you can keep the offspring as herd replacements if you wish.

Sexed Semen (Frozen)	• Dairy • Female Sorted • Refer to bull pages	Individually	$59.95	N/A

SGL Dairy®

Get more days in milk with our Short Gestation Length (SGL) Dairy solution. Our selectively bred bulls reduce gestation length by up to 12 days compared to the standard dairy gestation of 282 days. As a result, you'll experience a tighter calving spread, increased days in milk, and more recovery time for you and your herd. This approach provides a cost-effective and convenient alternative to using natural mating bulls, reducing expenses.

SGL Dairy calves cannot be reared or bred from.

Tighten next season's calving spread



A longer recovery time can:

- Reduce interventions
- Improve AB conception rates
- Lower empty rates
- Improve body condition

More revenue through increased days in milk

Example:	12 days
	x 1.87 kgMS/day
	x $7.80 forecast payout
	$175.00 extra per animal

Alternative to natural mating bulls

- Save costs
- Protect livestock & property
- Reduce bio security risks
- Improve health & safety
- Reduce bull fertility & fatigue risks

Product - No Choice	Avg. Gest.	Price
Frozen	-21 days	$22.70
Fresh (Including technician)		Premier Sires sliding Scale SGL Dairy
Fresh DIY		

High Input Teams

LIC has updated its High Input Index to include a focus on a range of traits alongside Breeding Worth to identify animals best suited to High Input systems. Those traits include: Capacity, Udder Support, Udder Overall and Protein.

What makes up LIC's High Input Index?

The graph shows the weighting of the traits within the High Input Index, in addition to the existing eight traits of gBW.

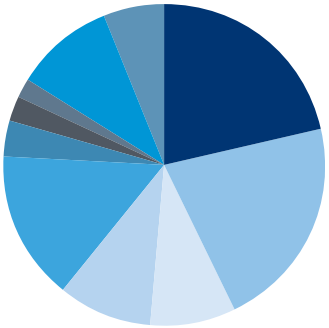

- gBV Protein - 21.5%
- gBV Milkfat - 21.5%
- gBV Milk Volume - 8.5%
- gBV Liveweight - 9.5%
- gBV Fertility - 15.0%
- gBV SCC - 3.5%
- gBV BCS - 2.5%
- gBV Capacity - 2.0%
- gBV Udder Support - 10.0%
- gBV Udder Overall - 6.0%

How do I interpret the High Input Index?

The High Input index allows two animals to be compared based on their suitability to the system. Unlike gBW & PW, it does not represent an economic value of the animal's productive performance or ability to breed profitable replacements.

Holstein-Friesian

Code	Name	gBW/Rel	HI Index	Milkfat	Protein	Volume	Fertility	SCC	O Opinion	Capacity	Udder O	Page
120045	Woodcote VHR **Lucid**-ET S1F	456/87	1615	65	66	1766	-6.1	0.19	0.63	0.27	0.96	53
120003	Scotts BV **Darius**-ET	496/86	1596	73	49	1160	1.6	-0.21	0.79	0.70	0.42	41
119034	Tafts RHD **Officer**-ET S2F	427/97	1586	54	60	1522	2.0	0.14	0.55	0.68	1.03	43
119079	Busy Brook **Dealer**-ET S2F	440/88	1544	55	48	1286	0.4	0.18	0.56	0.33	0.64	57
119033	Lightburn **Free Range**-ET	385/95	1530	53	57	1051	-5.1	0.31	0.78	1.32	0.74	49
120021	McKay BM **Bakerboy**-ET S2F	377/89	1524	61	47	1053	1.7	0.77	0.68	0.72	0.62	47
115107	Lightburn Blade **Gusto**	403/98	1509	43	46	757	0.6	0.25	0.62	0.96	0.82	42
	Average	**424/99**	**1558**	**58**	**53**	**1228**	**-0.7**	**0.23**	**0.66**	**0.71**	**0.75**	

KiwiCross®

Code	Name	gBW/Rel	HI Index	Milkfat	Protein	Volume	Fertility	SCC	O Opinion	Capacity	Udder O	Page
519034	Gordons **Flash-Gordon**	569/91	1632	59	52	995	2.8	0.02	0.35	0.34	0.46	100
519023	Paynes **Publisher**-ET	509/97	1587	50	51	703	2.4	-0.09	0.52	0.66	0.51	98
520091	Marshall **Papamoa**	499/88	1574	49	22	-13	4.0	-0.24	0.33	0.51	1.15	99
520037	Glenmead **Marvellous**-ET	510/87	1574	61	38	726	3.3	0.01	0.26	0.47	0.49	112
520063	Sansons **Emerald**-ET	451/86	1549	52	41	773	1.1	0.41	0.60	0.22	0.71	108
520089	Baldricks **Significant**	492/87	1541	63	34	468	-1.7	-0.09	0.47	0.19	0.44	112
519082	Heavynly Heights **Joshua**	439/88	1545	42	43	921	3.6	0.23	0.63	0.59	0.94	107
	Average	**495/98**	**1572**	**54**	**40**	**653**	**2.2**	**0.04**	**0.45**	**0.43**	**0.67**	

*These bulls are available by breed in No Choice Packs from $21.65**
** If 10% InvestaMate discount applies (see page 124)*

Variable Milking Selection Index (VMSI)

Variable milking regimes are gaining popularity as an efficient way of managing seasonal conditions and resources with benefits in reduction of farm working expenses and improved animal health. Variable milking regimes covers everything from Once-a-day (OAD) to 16 hours and 10 in 7.

Variable milking regimes may be used exclusively as the overall farming system, or strategically for part of the herd or for shorter periods during the season.

LIC's Variable Milking Selection Index (VMSI) has been developed to help farmers breed animals most suitable to their system.

Our goal is to support variable milking regime farmers in breeding cows that persist throughout the lactation and have longevity in the herd. The index has a strong correlation to Breeding Worth (gBW) but also combines the non-negotiable functional traits required for variable milking.

It reflects what farmers have told us is required in a desirable cow and takes into account the following traits:

- Udder support
- Front teat placement
- Milking speed

The index (VMSI) places less emphasis on Functional Survival and Fertility because these factors are less of an issue than in twice-a-day (TAD) herds.

What makes up LIC's VMSI?

The graph shows the weighting of the traits within the VMSI, in addition to the existing eight traits of gBW.

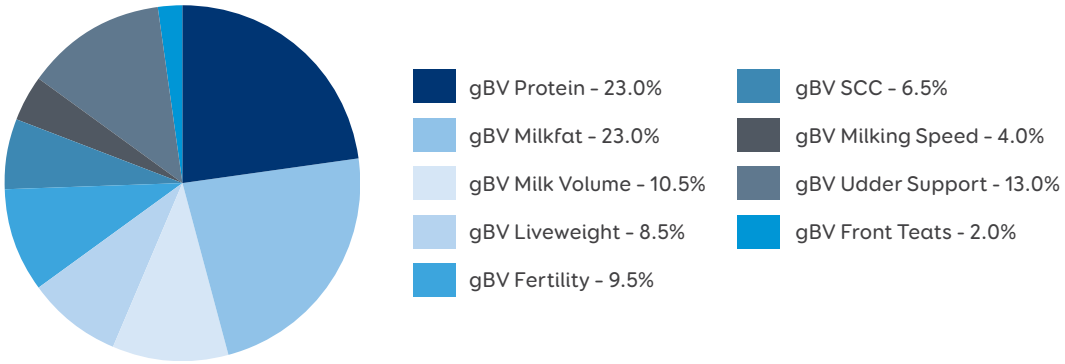

How do I interpret the Variable Milking Selection Index?

The VMSI allows animals to be compared based on their suitability for variable milking regimes. The index increases based on the animal's suitability.

Unlike gBW & PW, the VMSI does not represent an economic value of the animal's productive performance or ability to breed profitable replacements.

VMSI Teams

Holstein-Friesian

Code	Name	gBW/Rel	VMSI	Milkfat	Protein	Volume	Fertility	SCC	O Opinion	Capacity	Udder O	Page
120003	Scotts BV **Darius**-ET	496/86	1573	73	49	1160	1.6	-0.21	0.79	0.70	0.42	41
119079	Busy Brook **Dealer**-ET S2F	440/88	1513	55	48	1286	0.4	0.18	0.56	0.33	0.64	57
120070	Meander TD **Aero**-ET S1F	436/86	1507	50	41	738	3.7	-0.09	0.48	0.12	0.58	46
120065	Cavalier SS **Rival**-ET S2F	411/86	1490	38	44	1080	4.6	-0.43	0.73	0.38	0.75	55
118076	Meander TT **Feature**-ET S2F	380/90	1470	36	42	939	1.4	-0.11	0.10	0.32	0.98	59
115107	Lightburn Blade **Gusto**	403/98	1461	43	46	757	0.6	0.25	0.62	0.96	0.82	42
119002	Bellamys DM **Galant**-ET S1F	420/97	1454	48	28	110	5.4	-0.26	0.27	0.75	0.33	56
	Average	**425/99**	**1495**	**49**	**43**	**867**	**2.5**	**-0.10**	**0.51**	**0.51**	**0.64**	

Jersey

Code	Name	gBW/Rel	VMSI	Milkfat	Protein	Volume	Fertility	SCC	Liveweight	Capacity	Udder O	Page
320029	Rockland LQ **Berkly**	536/89	1563	61	24	-144	1.6	0.01	-16	0.28	0.86	73
318001	Okura Pepper **Lucca**	503/90	1480	57	19	-30	1.8	-0.19	-33	0.67	0.46	72
319019	Glenui BT **Liberation**-ET	461/97	1438	39	25	40	2.6	-0.47	-15	0.85	0.48	78
320011	Kaimatarau Flint **Popeye**	442/89	1436	53	14	-324	0.1	0.06	0	1.03	0.49	75
318015	Glenui Super **Lamar**	445/98	1435	47	8	-129	2.3	-0.50	-46	0.46	0.78	81
320027	Charltons Misty **Magnify**	465/89	1417	40	17	-225	3.5	-0.22	-23	0.30	0.52	80
320014	Evleen GL **Lighthouse**	424/88	1410	42	14	12	3.6	-0.14	-28	0.86	0.73	77
	Average	**467/99**	**1454**	**49**	**17**	**-114**	**2.2**	**-0.21**	**-23**	**0.64**	**0.62**	

KiwiCross®

Code	Name	gBW/Rel	VMSI	Milkfat	Protein	Volume	Fertility	SCC	O Opinion	Capacity	Udder O	Page
519023	Paynes **Publisher**-ET	509/97	1550	50	51	703	2.4	-0.09	0.52	0.66	0.51	98
520091	Marshall **Papamoa**	499/88	1526	49	22	-13	4.0	-0.24	0.33	0.51	1.15	99
520068	Morgans **Malawi**	469/86	1510	64	35	867	4.0	0.24	0.30	0.28	0.52	106
518038	Werders **Premonition**	469/98	1506	58	22	-53	1.1	-0.28	0.54	0.69	0.67	111
520033	Dowson **Honenui**-ET	420/92	1504	44	21	-442	9.3	0.32	0.66	0.73	1.10	101
520008	Julian **Multiplier**-ET	401/89	1474	37	22	224	7.5	-0.03	0.19	0.66	1.41	105
518015	Smiths **Herald**	374/98	1407	25	19	-150	2.7	0.17	0.48	0.49	1.21	111
	Average	**448/99**	**1497**	**47**	**27**	**162**	**4.4**	**0.01**	**0.43**	**0.57**	**0.94**	

*These bulls are available by breed in No Choice Packs from $21.65**
**if 10% investMare discount applies (see page 124)*

19/01/2024

2024 Polled Bulls

Holstein-Friesian

Code	Name	gBW/Rel	Milkfat	Protein	Volume	Fertility	SCC	O Opinion	Udder O.	A2 Protein	Gene
123059	Wittenham MJ **Apex**-ET P S2F	536/44	69	35	603	6.6	-0.22	0.53	0.22	A1/A2	Pp
124011	Lombardi Monopoll **Pollex**-P S2F	520/44	58	35	513	5.6	0.03	0.59	0.50	A2/A2	Pp
124004	Paynes Mon **Invincipoll**-P S2F	484/44	48	44	928	7.0	0.15	0.45	1.17	A2/A2	Pp
124024	Massey Mon **Pollaris**-P S2F	466/45	52	30	516	3.8	-0.04	0.59	0.55	A1/A2	Pp
122080	Wittenham CP **Pollman**-P S1F	443/52	56	30	91	5.5	0.14	0.50	0.14	A2/A2	Pp
124001	Paynes Monopoll **Pollen**-P S2F	441/45	42	35	588	2.7	0.00	0.63	0.66	A2/A2	Pp
124046	Meander DM **Apollonian**-ET P S2F	427/44	53	35	547	0.9	0.35	0.59	0.51	A1/A2	Pp
124023	Pohehe WP **Polar-Express**-P S1F	420/43	43	34	439	2.7	-0.37	0.32	0.54	A1/A2	Pp
124005	Paynes WP **Polygon**-ET P S1F	415/43	43	26	105	3.0	0.40	0.50	0.82	A2/A2	Pp
124022	Wittenham Mon **Apollar**-P S2F	388/44	35	33	358	10.1	0.16	0.55	0.65	A2/A2	Pp
	Average	**454/94**	**50**	**34**	**469**	**4.8**	**0.06**	**0.52**	**0.58**		

Jersey

Code	Name	gBW/Rel	Milkfat	Protein	Volume	Fertility	SCC	Liveweight	Udder O	A2 Protein	Gene
324018	Benworth TM **Griffinpoll**-P	553/53	51	32	43	2.8	-0.44	-9	0.54	A2/A2	Pp
323040	Scrimgeour RB **Zorro**-ET P	485/53	46	15	-457	6.2	-0.12	-31	0.18	A2/A2	Pp
322040	Lynbrook Marco **Bronze**-P S3J ^	303/56	31	2	-421	0.9	-0.32	-28	0.13	A2/A2	Pp
	Average	**446/85**	**43**	**17**	**-278**	**3.3**	**-0.29**	**-23**	**0.28**		

KiwiCross®

Code	Name	gBW/Rel	Milkfat	Protein	Volume	Fertility	SCC	O Opinion	Udder O	A2 Protein	Gene
524021	Kaiper **Transpolar**-ET P F12J4	466/45	49	35	315	6.1	0.12	0.77	0.83	A2/A2	Pp
524073	Blackbraes **Poll-Position**-P F10J6	464/45	46	17	-435	0.9	-0.19	0.26	0.52	A1/A2	Pp
524038	Wittenham **Neopollitan**-P F11J5	457/44	47	30	43	6.6	0.29	0.22	0.90	A2/A2	Pp
518008	Arkans **Polynesia**-P ^ F11J5	369/90	48	28	538	-2.8	-0.28	0.39	0.53	A1/A2	Pp
517004	Arkans **Napolleon**-P F12J4	199/67	11	11	-105	5.5	-0.43	0.29	0.05	A1/A2	Pp
	Average	**391/92**	**40**	**24**	**71**	**3.3**	**-0.10**	**0.38**	**0.56**		

These bulls are available by breed in No Choice Packs from $21.65 and available individually, prices from $24.95 + gst*

Polled Holstein-Friesian Also Available

Code	Name	gBW/Rel	Milkfat	Protein	Volume	Fertility	SCC	O Opinion	Udder O	A2 Protein	Gene
122027	Berrys Arena **Abraham**-P S2F	385/54	47	46	1037	-2.8	-0.04	0.59	0.60	A2/A2	Pp
123052	Dicksons Star **Molten**-ET P S1F	368/52	45	35	459	-1.8	0.21	0.80	0.62	A1/A2	Pp
122084	Haglea Arena **Sloan**-P#	348/54	40	56	1254	-4.9	0.60	0.59	0.94	A2/A2	Pp
120053	Dicksons **Mr Poll**-P-ET S2F	337/85	28	30	539	4.5	0.31	0.18	0.03	A1/A2	Pp
123050	Haglea BG **Sensation**-ET P S2F	329/55	34	36	436	3.5	-0.02	0.45	0.21	A2/A2	Pp
115132	Costers **Polarise**-ET S3F ^	308/98	43	18	412	1.9	-0.27	0.49	0.20	A1/A1	Pp
117037	Costers **Northpoll** PP S1F ^+	221/65	36	16	219	-4.1	-0.23	0.56	0.11	A1/A1	PP
120010	Costers P **Polljump**-PP S2F ^	218/64	24	18	334	5.3	-0.19	0.63	0.28	A1/A1	PP

These polled also available bulls are available individually from $10.95+ gst per straw*
^ Recessive Fertility Gene carrier *+ CVM Carrier* *# Red Factor Carrier*

** If 10% InvestaMate discount applies (see page 124)*

19/01/2024

Facial Eczema Team NEW

Through the Resilient Dairy Programme, we have developed a facial eczema breeding value to enable farmers to breed cows that are more resistant to the disease.

This research has allowed us to identify bulls in our breeding schemes whose daughters are less susceptible to facial eczema due to having lower responses of GGT - an enzyme that is released into the bloodstream by the injured liver when animals are affected by facial eczema.

What is facial eczema?

Facial eczema is caused by a pasture-based fungal toxin (sporidesmin) that when ingested, causes liver damage, decreased milk production, skin irritation, peeling and in severe cases, death.

Facial eczema is a distressing disease that impacts thousands of cows each year, costing the New Zealand dairy sector at least $100 million annually in lost production.

Only a small proportion of animals with the disease show clinical signs, making it hard to assess the extent of the problem.

There is no cure for facial eczema, so prevention and management is currently the only way of protecting animals. This can include monitoring pasture spore count and either dosing animals with zinc or spraying pastures with a fungicide.

Breeding cows that are more tolerant to facial eczema is a solution to reduce the impact from the disease long term, and when used over generations, farmers can reduce their herd's susceptibility.

For more information about the Resilient Dairy programme or to volunteer your herd for further facial eczema studies, please email resilient.dairy@lic.co.nz or visit the LIC website.

For 2024 LIC have put together the below **Facial Eczema KiwiCross® No Choice pack**

Code	Name	gBW/Rel	Milkfat	Protein	Volume	Fertility	SCC	Liveweight	O Opinion	Capacity	Udder O
518019	Diggs **Hardcopy**	482/89	49	26	186	7.6	-0.47	14	0.30	0.34	0.19
518038	Werders **Premonition**	469/98	58	22	-53	1.1	-0.28	27	0.54	0.69	0.67
520033	Dowson **Honenui**-ET	420/92	44	21	-442	9.3	0.33	51	0.66	0.73	1.10
518015	Smiths **Herald**	374/98	25	19	-150	2.7	0.17	-25	0.48	0.49	1.21
518061	Innovation **Homebrew**	368/98	38	15	-245	4.1	0.18	40	0.40	0.68	0.56
513050	Woodheys **Speed Dial**	345/99	32	22	36	2.6	-0.01	-9	0.20	0.09	0.42
513066	Mouries **Luigi**	336/99	20	22	183	5.1	-0.15	-22	0.25	0.05	0.54
	Average	**398/99**	**38**	**21**	**-69**	**4.6**	**-0.03**	**11**	**0.40**	**0.44**	**0.67**

*Facial Eczema KiwiCross® No Choice pack available from $19.76**
**If 10% InvestaMate discount applies (see page 124)*

Organic

LIC holds organic certification meaning LIC is an approved supplier to organic systems making it even easier to breed organic dairy cows.

Organic input certification provides reassurance that our semen products meet required international standards. For example, you can be sure no GE (genetic engineering) has gone in to the development of our product.

Organic dairy farmers now have access to LIC's extensive range of elite sires, without having to apply for dispensation.

The certification is restricted to all semen collected and processed at LIC (Milking Shorthorn, Brown Swiss and most beef breeds are excluded, while Beef Pack Hereford and Short Gestation Hereford are included).

Sexing Technologies® who process LIC's Sexed Semen, also hold Organic certification meaning LIC's Sexed Semen can be used in organic systems.

Customate® Plus

You know your farm- the conditions, the climate and the animals that suit your system.

Alpha® gives you the ability to choose from the widest selection of high genetic merit bulls and with Customate® Plus you can create a programme capable of achieving those breeding goals most important to you.

Using Customate Plus, we can create your own breeding index, view your herd information down to each individual cow, and select any group of animals to mate. From there you choose the best team of bulls to meet your personalised objectives and we will enter constraints for the resulting progeny - all designed to push the boundaries within your own herd.

Into crossbreeding? Customate Plus can also maximise hybrid vigour for your crossbred matings. It couldn't be easier.

If you're ready to take total control of your breeding programme contact your Agri Manager or the Genetics team today.

- $2.70 +GST per cow
- Minimum of 50 cows
- Automatic inbreeding, CVM and recessive gene protection
- A full comprehensive report is provided, along with an A3 laminated Mating Shed Sheet

Mycoplasma bovis (M.bovis)

LIC has no reason to believe that any of our bulls are infected, due to strict quarantine procedures and our close veterinarian monitoring. We will continue to test all sires marketed by LIC to provide a greater level of assurance and peace of mind. For further information please contact your LIC Agri Manager.

What is Mycoplasma bovis?

- A bacterial disease found in cattle all over the world.
- No risk to humans or food.
- Leads to serious conditions in cattle.
- Spreads from animal to animal through close contact. Potentially spread on contaminated equipment and the feeding of untreated milk to calves. It is not windborne.
- Affected cattle will always be carriers of the disease.
- Does not affect sheep or cause illness in goats although it is thought goats could carry and transmit it.

Premier Sires®

For updated bull information after each AE run, scan the QR code

Potential 2024 Holstein-Friesian Premier Sires® **Forward Pack** Team

Sire	
120003	SCOTTS BV **DARIUS**-ET
119079	BUSY BROOK **DEALER**-ET S2F
120085	CLOVERLEA MA **ROMULUS** S2F
119002	BELLAMYS DM **GALANT**-ET S1F
119034	TAFTS RHD **OFFICER**-ET S2F
115107	LIGHTBURN BLADE **GUSTO**
123058	WITTENHAM JACKPOT **AEGON**-ET S2F
122049	LIGHTBURN SAQ **GASOLINE**-ET
122015	TANGLEWOOD MF **STORM** S1F

Sire	
123059	WITTENHAM MJ **APEX**-ET P S2F
123042	MATHEWS RC **MILLIONAIRE** S3F
122013	DICKSONS AR **MONOPOLL**-ET-P S2F
123008	PAYNES SAQUOON **PATRON** S2F
123067	MEANDER MANU **ALLEGIANCE** S1F
123029	MATTAJUDE MJ **BRAZEN**-ET S2F
123084	BUSYBROOK MJ **MUDSLINGER** S2F
123069	MEANDER ROYALE **ATTLEY** S1F
121005	PEMBERTON GG **PROPANE** S1F

WEIGHTED AVERAGES OF PREMIER SIRES

Management	-.5	0	.5	1	
Adapts to Milking	.39				quickly
Shed Temperament	.40				placid
Milking Speed	.20				fast
Overall Opinion	.50				desirable

Conformation	-.5	0	.5	1	
Stature	.72				tall
Capacity	.43				capacious
Rump Angle	-.06				sloping
Rump Width	.53				wide
Legs	-.07				curved
Udder Support	.53				strong
Front Udder	.58				strong
Rear Udder	.36				high
Front Teat Placement	.13				close
Rear Teat Placement	.14				close
Teat Length	-.28				long
Udder Overall	.53				desirable
Dairy Conformation	.49				desirable

gBW/Rel %	$489/98
Milkfat	60 kgs
Protein	44 kgs
Milk	884 Litres
Liveweight	58 kgs
Functional Survival	3.6%
Milkfat %	5.1%
Protein %	4.0%
Heifer Calving Dif	2.6%
Cow Calving Dif	0.3%
Fertility	2.9%
SCC	0.10
BCS	0.13

NB: the reliability of a team of bulls is always higher than using just one bull.

Date 19/01/2024

HOOFPRINT®

Methane Efficiency

Nitrogen Efficiency

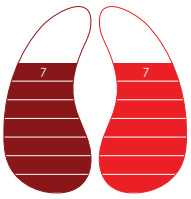

Potential 2024 Jersey Premier Sires® **Forward Pack** Team (A2A2)

Sire	
320029	ROCKLAND LQ **BERKLY**
318021	GLANTON DESI **BANFF**
319066	TIRONUI GB **MONTAGE**-ET
319030	GRANTZ BC **HENDRIX** ET S3J
323201	WILLIAMS BRISBANE **FRENZY**
323028	HAWTHORN GROVE L **ZOLTIN**-ET
322001	PAYNES TITUS **EXCELSIOR**-ET
323048	GREENMILE BUZZ **VERSTAPPEN**

Sire	
323008	TIRONUI BUZZ **ZAZU**
322002	PAYNES RB **GENERATION**-ET
323014	GLANTON BERKLY **PARKES**
322205	LYNBROOK TRIGG **BRAVADO**
323206	LYNBROOK TN **TE ANAU**
321008	GLANTON FLYNN **BRISBANE**
323200	WILLIAMS BANFF **SUBSTANCE**
322036	GLANTON KFP **BREMEN**-ET

WEIGHTED AVERAGES OF PREMIER SIRES

Management	-.5	0	.5	1	
Adapts to Milking	.34				quickly
Shed Temperament	.34				placid
Milking Speed	.20				fast
Overall Opinion	.44				desirable

Conformation	-.5	0	.5	1	
Stature	-.54				tall
Capacity	.49				capacious
Rump Angle	-.22				sloping
Rump Width	-.05				wide
Legs	.10				curved
Udder Support	.45				strong
Front Udder	.56				strong
Rear Udder	.74				high
Front Teat Placement	.11				close
Rear Teat Placement	-.11				close
Teat Length	.13				long
Udder Overall	.65				desirable
Dairy Conformation	.50				desirable

gBW/Rel %	$525/98
Milkfat	48 kgs
Protein	20 kgs
Milk	-256 Litres
Liveweight	-21 kgs
Functional Survival	3.1%
Milkfat %	6.2%
Protein %	4.5%
Heifer Calving Dif	-2.5%
Cow Calving Dif	-1.0%
Fertility	6.3%
SCC	-0.11
BCS	0.10

NB: the reliability of a team of bulls is always higher than using just one bull.

Date 19/01/2024

HOOFPRINT®

Methane Efficiency

Nitrogen Efficiency

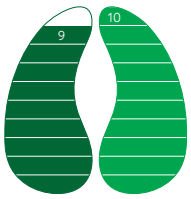

Potential 2024 KiwiCross® Premier Sires® **Forward Pack** Team (A2A2)(F9J7)

Sire	
519023	PAYNES **PUBLISHER**-ET
520054	PAYNES **PALATINE**-ET
520055	PAYNES **PYRAMID**
518038	WERDERS **PREMONITION**
520063	SANSONS **EMERALD**-ET
520068	MORGANS **MALAWI**
523004	PAYNES **SORCERER**-ET
523002	PAYNES **SATELLITE**-ET
523022	BUELIN **ORAN**
523075	ARKANS **GAMBLER**

Sire	
523092	PLATEAU **DEMBE**
522008	PAYNES **NEUTRALISE**-ET
522069	BENTONS **SECOND-CHANCE**
523056	WITTENHAM **SPARTAN**
522038	ARKANS **COMMANDO**-ET
523078	RHANTANA **ZEPPELIN**
523012	MCCLENNANS **ALMIGHTY**
521072	BALDRICKS **SPECTACULAR**
522013	PAYNES **PHYSICIST**-ET
523085	THE SEARCH **VICAR**-ET

WEIGHTED AVERAGES OF PREMIER SIRES

Management	-.5	0	.5	1	
Adapts to Milking	.31				quickly
Shed Temperament	.31				placid
Milking Speed	.20				fast
Overall Opinion	.44				desirable

Conformation	-.5	0	.5	1	
Stature	.08				tall
Capacity	.50				capacious
Rump Angle	-.02				sloping
Rump Width	.26				wide
Legs	.01				curved
Udder Support	.66				strong
Front Udder	.52				strong
Rear Udder	.70				high
Front Teat Placement	.08				close
Rear Teat Placement	.23				close
Teat Length	-.11				long
Udder Overall	.67				desirable
Dairy Conformation	.51				desirable

gBW/Rel %	**$531/98**
Milkfat	**55 kgs**
Protein	**36 kgs**
Milk	**423 Litres**
Liveweight	**22 kgs**
Functional Survival	**4.1%**
Milkfat %	**5.5%**
Protein %	**4.2%**
Heifer Calving Dif BV	**0.2%**
Cow Calving Dif BV	**-0.5%**
Fertility	**5.0%**
SCC	**-0.10**
BCS	**0.12**

NB: the reliability of a team of bulls is always higher than using just one bull.

Date 19/01/2024

HOOFPRINT®

Methane Efficiency

Nitrogen Efficiency

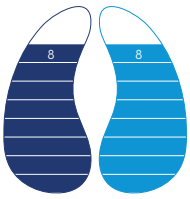

Potential 2024 Holstein-Friesian Premier Sires® **Daughter Proven** Team

Sire	
120003	SCOTTS BV **DARIUS**-ET
119079	BUSY BROOK **DEALER**-ET S2F
120085	CLOVERLEA MA **ROMULUS** S2F
119002	BELLAMYS DM **GALANT**-ET S1F
119034	TAFTS RHD **OFFICER**-ET S2F
120056	GARDNER BM **GUARDIAN** S2F

Sire	
120065	CAVALIER SS **RIVAL**-ET S2F
119035	TAFTS RHR **ORDAIN** S3F
115107	LIGHTBURN BLADE **GUSTO**
120071	MEANDER TD **ASTUTE**-ET S1F
120021	MCKAY BM **BAKERBOY**-ET S2F
120069	MELROSE BM **VISTA**-ET S2F

WEIGHTED AVERAGES OF PREMIER SIRES

Management	-.5 0 .5 1	
Adapts to Milking	.42	quickly
Shed Temperament	.42	placid
Milking Speed	.13	fast
Overall Opinion	.49	desirable
Conformation	**-.5 0 .5 1**	
Stature	.62	tall
Capacity	.53	capacious
Rump Angle	-.15	sloping
Rump Width	.52	wide
Legs	-.05	curved
Udder Support	.53	strong
Front Udder	.54	strong
Rear Udder	.34	high
Front Teat Placement	.18	close
Rear Teat Placement	.17	close
Teat Length	-.37	long
Udder Overall	.54	desirable
Dairy Conformation	.52	desirable

gBW/Rel%	$427/99
Milkfat	53 kgs
Protein	43 kgs
Milk	956 Litres
Liveweight	60 kgs
Functional Survival	3.0%
Milkfat %	4.9%
Protein %	3.9%
Heifer Calving Dif	2.3%
Cow Calving Dif	0.5%
Fertility	1.9%
SCC	-0.03
BCS	0.11

NB: the reliability of a team of bulls is always higher than using just one bull.

Date 19/01/2024

HOOFPRINT®

Methane Efficiency

Nitrogen Efficiency

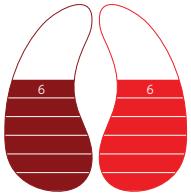

Potential 2024 KiwiCross® Premier Sires® **Daughter Proven** Team (F8J8)

Sire	
519034	GORDONS **FLASH-GORDON**
519023	PAYNES **PUBLISHER**-ET
520091	MARSHALL **PAPAMOA**
520054	PAYNES **PALATINE**-ET
520068	MORGANS **MALAWI**
518038	WERDERS **PREMONITION**

Sire	
520063	SANSONS **EMERALD**-ET
519042	WERDERS **SWEEPSTAKE**
520025	ARKANS **BROADCASTER**-ET
518053	PAYNES **PROMINENCE**-ET
519082	HEAVYNLY HEIGHTS **JOSHUA**
520055	PAYNES **PYRAMID**

WEIGHTED AVERAGES OF PREMIER SIRES

Management	-.5 0 .5 1	
Adapts to Milking	.30	quickly
Shed Temperament	.29	placid
Milking Speed	.20	fast
Overall Opinion	.42	desirable
Conformation	**-.5 0 .5 1**	
Stature	-.02	tall
Capacity	.55	capacious
Rump Angle	.01	sloping
Rump Width	.10	wide
Legs	.02	curved
Udder Support	.57	strong
Front Udder	.51	strong
Rear Udder	.69	high
Front Teat Placement	.12	close
Rear Teat Placement	.26	close
Teat Length	-.16	long
Udder Overall	.63	desirable
Dairy Conformation	.57	desirable

gBW/Rel%	$477/99
Milkfat	50 kgs
Protein	34 kgs
Milk	416 Litres
Liveweight	24 kgs
Functional Survival	3.7%
Milkfat %	5.4%
Protein %	4.2%
Heifer Calving Dif	-0.1%
Cow Calving Dif	-0.3%
Fertility	2.8%
SCC	0.02
BCS	0.17

NB: the reliability of a team of bulls is always higher than using just one bull.

Date 19/01/2024

HOOFPRINT®

Methane Efficiency

Nitrogen Efficiency

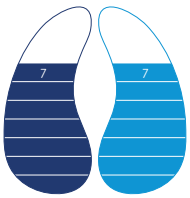

Potential 2024 Holstein-Friesian Premier Sires® **A2A2** Team

Sire	
122058	TELESIS FLEX **THEODORE** S1F
123003	PAYNES MJ **PROVISION**-ET S2F
122044	MEANDER FINN **ALASKA**-ET S1F
123035	CAVAN ROYALE **FIESTA**-ET S1F
122065	PRATTLEYS LUCID **FREE-STYLE** S1F
123065	MEANDER SAQ **LANDMARK**-ET S3F
123004	PAYNES GADSBY **ENTOURAGE** S1F

Sire	
123017	WAITARIA JACKPOT **ZULU**-ET S2F
122082	MILL-RIDGE MF **GENTLEMAN**-ET S1F
123002	PAYNES GADSBY **ELEMENT** S1F
123087	BUSYBROOK S **SMOKIN GUN**-ET S1F
122056	MAH FINN **SAGE**-ET S1F
123079	MEANDER SPYRO **ACCORD**-ET S1F
123046	WAIAU FULLTIME **RACER**-ET S2F

WEIGHTED AVERAGES OF PREMIER SIRES

Management	-.5	0	.5	1	
Adapts to Milking	.23				quickly
Shed Temperament	.23				placid
Milking Speed	.17				fast
Overall Opinion	.36				desirable

Conformation	-.5	0	.5	1	
Stature	.59				tall
Capacity	.34				capacious
Rump Angle	.03				sloping
Rump Width	.42				wide
Legs	.01				curved
Udder Support	.53				strong
Front Udder	.50				strong
Rear Udder	.34				high
Front Teat Placement	.18				close
Rear Teat Placement	.30				close
Teat Length	-.14				long
Udder Overall	.51				desirable
Dairy Conformation	.39				desirable

gBW/Rel%	$479/97
Milkfat	54 kgs
Protein	41 kgs
Milk	755 Litres
Liveweight	48 kgs
Functional Survival	3.2%
Milkfat %	5.1%
Protein %	4.0%
Heifer Calving Dif	2.6%
Cow Calving Dif	0.5%
Fertility	5.3%
SCC	-0.12
BCS	0.08

NB: the reliability of a team of bulls is always higher than using just one bull.

Date 19/01/2024

HOOFPRINT®

Methane Efficiency

Nitrogen Efficiency

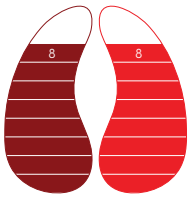

Potential 2024 Holstein-Friesian Premier Sires® **Sexed** Team (A2A2)

Sire	
123093	WELLS RIDGE J **ODYSSEY**-ET S2F
123005	PAYNES MJ **PROTECTIVE**-ET S2F
121001	MILL-RIDGE RC **FORD**-ET S3F
122029	MAHAREE FINN **TONIC**-ET S1F
122031	RITSON FINN **NORTHSTAR** S1F
123066	MEANDER BROKER **ALLEGRO**-ET S1F
123011	RIVER HEIGHTS CB **VALERO**-ET S1F
123103	WAIMERO SAQUOON **LISBON** S2F

Sire	
122072	WAITARIA FINN **TAINE**-ET S1F
123100	TRONNOCO SG **SEVERYN**-ET
122008	DICKSONS FINN **MINDSET**-ET S1F
123040	WELLS RIDGE SAQ **NELSON**-ET S2F
123101	PADDOCK WOOD BROKER **MESSI** S1F
123082	BUSYBROOK DGG **TOPDOLLAR**-ET
123028	MATTAJUDE SRS **WHITTAKER**-ET S1F
123012	BELLAMYS MOJO **GOLD CHIP** S2F

WEIGHTED AVERAGES OF PREMIER SIRES

Management	-.5 0 .5 1	
Adapts to Milking	.31	quickly
Shed Temperament	.31	placid
Milking Speed	.17	fast
Overall Opinion	.44	desirable
Conformation	**-.5 0 .5 1**	
Stature	.65	tall
Capacity	.45	capacious
Rump Angle	-.11	sloping
Rump Width	.39	wide
Legs	-.06	curved
Udder Support	.52	strong
Front Udder	.57	strong
Rear Udder	.38	high
Front Teat Placement	.22	close
Rear Teat Placement	.18	close
Teat Length	-.25	long
Udder Overall	.57	desirable
Dairy Conformation	.51	desirable

gBW/Rel %	$471/97
Milkfat	54 kgs
Protein	44 kgs
Milk	863 Litres
Liveweight	62 kgs
Functional Survival	3.4%
Milkfat %	5.0%
Protein %	4.0%
Heifer Calving Dif	2.2%
Cow Calving Dif	0.7%
Fertility	4.6%
SCC	-0.11
BCS	0.16

NB: the reliability of a team of bulls is always higher than using just one bull.

Date 19/01/2024

HOOFPRINT®

Methane Efficiency

Nitrogen Efficiency

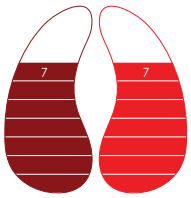

Potential 2024 Jersey Premier Sires® **Sexed** Team (A2A2)

Sire	
323020	ANJO LOTTO **EDMONTON**-ET
323033	GLENHAVEN BRISBANE **LONIC**
323023	PAYNES TITUS **ECLAIRE**
323007	TIRONUI ROXTON **CORTEZ**
323050	PHILSAN ROXTON **DATSUN**
323009	TIRONUI BOISTEROUS **MUSTANG**

Sire	
323012	GLANTON LAMAR **BISMARCK**
322047	WILLIAMS BANFF **JULIAN**
323207	GLANTON CMM **BURTON**
321045	CARATACUS TB **DUKE**
323004	RIVERINA BAS **ACHILLIES**-ET S2J
323047	LYNBROOK BERKLY **ORYX**

WEIGHTED AVERAGES OF PREMIER SIRES

Management	-.5 0 .5 1	
Adapts to Milking	.33	quickly
Shed Temperament	.32	placid
Milking Speed	.27	fast
Overall Opinion	.41	desirable

Conformation	-.5 0 .5 1	
Stature	-.81	tall
Capacity	.62	capacious
Rump Angle	-.28	sloping
Rump Width	-.05	wide
Legs	.15	curved
Udder Support	.37	strong
Front Udder	.53	strong
Rear Udder	.60	high
Front Teat Placement	.16	close
Rear Teat Placement	-.05	close
Teat Length	.04	long
Udder Overall	.57	desirable
Dairy Conformation	.54	desirable

gBW/Rel %	$518/96
Milkfat	42 kgs
Protein	18 kgs
Milk	-354 Litres
Liveweight	-26 kgs
Functional Survival	3.0%
Milkfat %	6.1%
Protein %	4.5%
Heifer Calving Dif	-2.1%
Cow Calving Dif	-0.9%
Fertility	7.5%
SCC	-0.25
BCS	0.15

NB: the reliability of a team of bulls is always higher than using just one bull.

Date 19/01/2024

HOOFPRINT®

Methane Efficiency

Nitrogen Efficiency



Potential 2024 KiwiCross® Premier Sires® **Sexed** Team (A2A2)(F9J7)

Sire	
523001	PAYNES **SALVATION**-ET
522050	JULIAN **TU-MEKE**
523072	JOHNSONS **ACOUSTIC**-ET
523024	KAIPER **TOMAK**
521015	PAYNES **STAMINA**-ET
523007	PAYNES **PRESIDE**-ET
523015	STONY CREEK **NONCHALAUNT**-ET
522032	KAINUI **DREAMER**-ET

Sire	
523079	RHANTANA **ZACHARY**
523095	WAIMATA **TRUMPCARD**-ET
523035	GASKELLS **VANCOUVER**-ET
523013	MATTAJUDE **OASIS**
522064	BROWNS **RANDY**
523055	HODDERVILLE **TUSCANY**
522005	PAYNES **DALLAS**-ET
522077	TATAWAI **WRESTLER**-ET

WEIGHTED AVERAGES OF PREMIER SIRES

Management	-.5 0 .5 1	
Adapts to Milking	.33	quickly
Shed Temperament	.33	placid
Milking Speed	.12	fast
Overall Opinion	.36	desirable

Conformation	-.5 0 .5 1	
Stature	-.04	tall
Capacity	.60	capacious
Rump Angle	.07	sloping
Rump Width	.17	wide
Legs	.05	curved
Udder Support	.58	strong
Front Udder	.56	strong
Rear Udder	.58	high
Front Teat Placement	.22	close
Rear Teat Placement	.50	close
Teat Length	-.38	long
Udder Overall	.62	desirable
Dairy Conformation	.56	desirable

gBW/Rel %	$541/97
Milkfat	51 kgs
Protein	35 kgs
Milk	219 Litres
Liveweight	18 kgs
Functional Survival	4.1%
Milkfat %	5.6%
Protein %	4.4%
Heifer Calving Dif	0.2%
Cow Calving Dif	0.0%
Fertility	6.2%
SCC	-0.05
BCS	0.13

NB: the reliability of a team of bulls is always higher than using just one bull.

Date 19/01/2024

HOOFPRINT®

Methane Efficiency

Nitrogen Efficiency

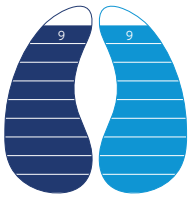

Holstein Friesian

For updated bull information after each AE run, scan the QR code

Holstein-Friesian

Top 5 Combined Rankings

Breeding Worth

National herd breed average
$ 169

Code	Name	gBW/Rel
123093	Wells Ridge J **Odyssey**-ET S2F	561/44
123058	Wittenham Jackpot **Aegon**-ET S2F	557/44
120073	Meander TS **Alloy**-ET S1F	534/90
122049	Lightburn Saq **Gasoline**-ET	534/55
122013	Dicksons AR **Monopoll**-ET-P S2F	515/56

Protein

National herd breed average
25 kg

Code	Name	gBV
119041	Royson MG **Currency** S3F	68
120045	Woodcote VHR **Lucid**-ET S1F	66
123029	Mattajude MJ **Brazen**-ET S2F	61
119034	Tafts RHD **Officer**-ET S2F	60
119033	Lightburn **Free Range**-ET	57

Milkfat

National herd breed average
21 kg

Code	Name	gBV
120073	Meander TS **Alloy**-ET S1F	76
123093	Wells Ridge J **Odyssey**-ET S2F	74
120003	Scotts BV **Darius**-ET	73
122049	Lightburn Saq **Gasoline**-ET	66
120045	Woodcote VHR **Lucid**-ET S1F	65

Milk Volume

National herd breed average
641 litres

Code	Name	gBV
119041	Royson MG **Currency** S3F	1823
120045	Woodcote VHR **Lucid**-ET S1F	1766
123102	Chislehurst RC **Genesis** S1F	1581
119034	Tafts RHD **Officer**-ET S2F	1522
119035	Tafts RHR **Ordain** S3F	1454

Fertility

National herd breed average
-0.8 %

Code	Name	gBV
123058	Wittenham Jackpot **Aegon**-ET S2F	8.1
122013	Dicksons AR **Monopoll**-ET-P S2F	7.3
122016	Tanglewood MS **Wave** S1F	5.5
119002	Bellamys DM **Galant**-ET S1F	5.4
123084	Busybrook MJ **Mudslinger** S2F	4.9

Holstein-Friesian

Functional Survival

National herd breed average
1.1 %

Code	Name	gBV
123058	Wittenham Jackpot **Aegon**-ET S2F	6.7
120070	Meander TD **Aero**-ET S1F	5.5
123084	Busybrook MJ **Mudslinger** S2F	5.3
120065	Cavalier SS **Rival**-ET S2F	5.3
123103	Waimero Saquoon **Lisbon** S2F	4.8

Somatic Cell Score

National herd breed average
0.04

Code	Name	gBV
119035	Tafts RHR **Ordain** S3F	-0.63
120043	Jones MA **Revelation** S2F	-0.59
123084	Busybrook MJ **Mudslinger** S2F	-0.45
120065	Cavalier SS **Rival**-ET S2F	-0.43
123058	Wittenham Jackpot **Aegon**-ET S2F	-0.38

Capacity

National herd breed average
0.19

Code	Name	gBV
119033	Lightburn Free **Range**-ET	1.32
123100	Tronnoco SG **Severyn**-ET	1.05
115107	Lightburn Blade **Gusto**	0.96
119002	Bellamys DM **Galant**-ET S1F	0.75
123025	Mattajude Saq **Assure**-ET S2F	0.75

Udder Overall

National herd breed average
0.29

Code	Name	gBV
123102	Chislehurst RC **Genesis** S1F	1.22
123025	Mattajude Saq **Assure**-ET S2F	1.22
123088	Tronnoco Mahi **Sexton** S2F	1.19
123066	Meander Broker **Allegro**-ET S1F	1.10
119041	Royson MG **Currency** S3F	1.07

Overall Opinion

Sire breed average
0.22

Code	Name	gBV
120003	Scotts BV **Darius**-ET	0.79
119033	Lightburn **Free Range**-ET	0.78
122049	Lightburn Saq **Gasoline**-ET	0.73
120065	Cavalier SS **Rival**-ET S2F	0.73
123025	Mattajude Saq **Assure**-ET S2F	0.73

Genomically Selected

Want the very latest genetics?

Individually	$35.65
Genomic Packs from	$29.16

*Includes 10% InvestaMate discount

123100 Tronnoco SG **Severyn**-ET

Holstein-Friesian F16

Registered Pedigree

gBW $462/46% Rel

Breeding Details

Breeder	T & K O'Connor		
Sire	Speldhurst LF Goliath S3F	**MGS**	Gordons AM Lancelot S3F
Dam	Tronnoco L Stina-ET	**MGD**	Tronnoco I Stella-ET
gBW/Rel	402/65	**gBW/Rel**	348/76
PW/Rel	487/74	**PW/Rel**	588/97

Genomic Production gBVs

Production Efficiency

Milkfat	Protein	Milk Volume	Liveweight
61 kg	37 kg	505 l	72 kg
5.5 %	4.1 %		

Robustness

Fertility	Somatic Cell Count	Body Cond. Score	Functional Survival	Udder Overall
1.5 %	-0.19	0.17	2.2 %	0.65

Other

Heifer Calving Diff.	Cow Calving Diff.	Gestation Length
1.3%/15%	0.3%/30%	-1.7 days

Genomic TOP traits

	gBV
Adapts to Milking	.35
Shed Temperament	.35
Milking Speed	.04
Overall Opinion	.58
Stature	.65
Capacity	1.05
Rump Angle	-.22
Rump Width	.70
Legs	.03
Udder Support	.75
Front Udder	.48
Rear Udder	.65
Front Teat Placement	.07
Rear Teat Placement	.52
Teat Length	-.81
Udder Overall	.65
Dairy Conformation	.91

HOOFPRINT®

Nitrogen Efficiency

Methane Efficiency

LIC Initiatives

VMSI	1535	A2 Protein	A2A2
High Input	1570	% Black	80

123093 Wells Ridge J **Odyssey**-ET S2F

Holstein-Friesian F15J1

Registered Pedigree (supplementary)

gBW $561/44% Rel

Breeding Details

Breeder	B Wells		
Sire	Marchel WM Jackpot-ET S2F	**MGS**	Tafts GR Supervisor S1F
Dam	Busybrook Svrr Oli-ET S1F	**MGD**	Busybrook G Ollie-ET S0F
gBW/Rel	624/60	**gBW/Rel**	384/64
PW/Rel	986/69	**PW/Rel**	788/88

Genomic Production gBVs

Production Efficiency

Milkfat	Protein	Milk Volume	Liveweight
74 kg	54 kg	1056 l	88 kg
5.2 %	4.0 %		

Robustness

Fertility	Somatic Cell Count	Body Cond. Score	Functional Survival	Udder Overall
2.5 %	-0.08	0.10	4.6 %	0.77

Other

Heifer Calving Diff.	Cow Calving Diff.	Gestation Length
4.1%/19%	1.7%/33%	-6.0 days

Genomic TOP traits

	gBV
Adapts to Milking	.56
Shed Temperament	.55
Milking Speed	.56
Overall Opinion	.72
Stature	.97
Capacity	.73
Rump Angle	.03
Rump Width	.43
Legs	-.17
Udder Support	.73
Front Udder	.83
Rear Udder	.53
Front Teat Placement	.18
Rear Teat Placement	.05
Teat Length	-.94
Udder Overall	.77
Dairy Conformation	.75

HOOFPRINT®

Nitrogen Efficiency

Methane Efficiency

LIC Initiatives

VMSI	1664	A2 Protein	A2A2
High Input	1690	% Black	85

123103 Waimero Saquoon **Lisbon** S2F

Holstein-Friesian F16

Registered Pedigree (supplementary)

gBW $484/53% Rel

Breeding Details

Breeder	A & P Ford		
Sire	Tronnoco M Saquoon-ET S3F	**MGS**	Tafts RHR Ordain S3F
Dam	Waimero Ordain Lily S1F	**MGD**	Waimero Cairo Lily S0F
gBW/Rel	467/64	**gBW/Rel**	409/60
PW/Rel	581/63	**PW/Rel**	268/94

Genomic Production gBVs

Production Efficiency

Milkfat	Protein	Milk Volume	Liveweight
65 kg	51 kg	1005 l	95 kg
5.1 %	4.0 %		

Robustness

Fertility	Somatic Cell Count	Body Cond. Score	Functional Survival	Udder Overall
0.2 %	0.02	0.15	4.8 %	0.87

Other

Heifer Calving Diff.	Cow Calving Diff.	Gestation Length
0.9%/29%	-0.1%/31%	-3.3 days

Genomic TOP traits

	gBV
Adapts to Milking	.36
Shed Temperament	.36
Milking Speed	.20
Overall Opinion	.50
Stature	.93
Capacity	.66
Rump Angle	-.41
Rump Width	.22
Legs	-.12
Udder Support	.81
Front Udder	.75
Rear Udder	.42
Front Teat Placement	.67
Rear Teat Placement	.84
Teat Length	-.42
Udder Overall	.87
Dairy Conformation	.69

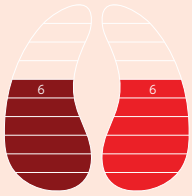

HOOFPRINT®

Nitrogen Efficiency

Methane Efficiency

LIC Initiatives

VMSI	1596	A2 Protein	A2A2
High Input	1619	% Black	60

123058 Wittenham Jackpot **Aegon**-ET S2F

Holstein-Friesian F16

Registered Pedigree (supplementary)

gBW $557/44% Rel

Breeding Details

Breeder	S & A Baxter		
Sire	Marchel WM Jackpot-ET S2F	**MGS**	Dicksons HD Myth-ET S1F
Dam	Wittenham Myth Alice	**MGD**	Wittenham GI Alice
gBW/Rel	487/62	**gBW/Rel**	478/71
PW/Rel	439/73	**PW/Rel**	579/89

Genomic Production gBVs

Production Efficiency

Milkfat	Protein	Milk Volume	Liveweight
64 kg	37 kg	679 l	55 kg
5.3 %	4.0 %		

Robustness

Fertility	Somatic Cell Count	Body Cond. Score	Functional Survival	Udder Overall
8.1 %	-0.38	0.30	6.7 %	0.58

Other

Heifer Calving Diff.	Cow Calving Diff.	Gestation Length
3.6%/21%	0.7%/33%	0.2 days

Genomic TOP traits

	gBV
Adapts to Milking	.29
Shed Temperament	.29
Milking Speed	.09
Overall Opinion	.47
Stature	.46
Capacity	.59
Rump Angle	.54
Rump Width	.40
Legs	-.08
Udder Support	.52
Front Udder	.77
Rear Udder	.29
Front Teat Placement	.19
Rear Teat Placement	.05
Teat Length	-.17
Udder Overall	.58
Dairy Conformation	.54

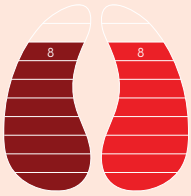

HOOFPRINT®

Nitrogen Efficiency

Methane Efficiency

LIC Initiatives

VMSI	1570	A2 Protein	A1A2
High Input	1625	% Black	90

123046 Waiau Fulltime **Racer**-ET S2F

Holstein-Friesian F16

Registered Pedigree (supplementary)

gBW $433/46% Rel

Breeding Details

Breeder	J & S Webster		
Sire	Meander MA Fulltime S2F	**MGS**	Van Heuvens VA Remedy S1F
Dam	Waiau Rem Rasberry-ET S1F	**MGD**	Strato WE Bridge S1F
gBW/Rel	447/66	**gBW/Rel**	437/69
PW/Rel	505/76	**PW/Rel**	593/91

Genomic Production gBVs

Production Efficiency

Milkfat	Protein	Milk Volume	Liveweight
52 kg	45 kg	784 l	71 kg
5.0 %	4.1 %		

Robustness

Fertility	Somatic Cell Count	Body Cond. Score	Functional Survival	Udder Overall
2.1 %	-0.16	0.06	3.2 %	0.56

Other

Heifer Calving Diff.	Cow Calving Diff.	Gestation Length
1.4%/18%	-0.1%/28%	-4.7 days

Genomic TOP traits

	gBV
Adapts to Milking	.08
Shed Temperament	.06
Milking Speed	.30
Overall Opinion	.27
Stature	.98
Capacity	.55
Rump Angle	-.51
Rump Width	.60
Legs	-.09
Udder Support	.72
Front Udder	.32
Rear Udder	.35
Front Teat Placement	.21
Rear Teat Placement	.57
Teat Length	-.56
Udder Overall	.56
Dairy Conformation	.61

HOOFPRINT®

Nitrogen Efficiency

Methane Efficiency

LIC Initiatives

VMSI	1527	A2 Protein	A2A2
High Input	1542	% Black	95

Fertility 4 Carrier

122034 Buelin MB **Blast-Off** S1F

Holstein-Friesian F15J1

Registered Pedigree (supplementary)

gBW $432/54% Rel

Breeding Details

Breeder	S Buhler		
Sire	McKay BM Bakerboy-ET S2F	**MGS**	San Ray FM Beamer-ET S2F
Dam	Buelin Beamer Binky S0F	**MGD**	DXQR-09-3
gBW/Rel	506/64	**gBW/Rel**	339/55
PW/Rel	1048/91	**PW/Rel**	702/90

Genomic Production gBVs

Production Efficiency

Milkfat	Protein	Milk Volume	Liveweight
53 kg	48 kg	847 l	64 kg
5.0 %	4.1 %		

Robustness

Fertility	Somatic Cell Count	Body Cond. Score	Functional Survival	Udder Overall
2.0 %	0.46	0.00	3.0 %	0.60

Other

Heifer Calving Diff.	Cow Calving Diff.	Gestation Length
1.9%/25%	0.2%/69%	-7.8 days

Genomic TOP traits

	gBV
Adapts to Milking	.19
Shed Temperament	.18
Milking Speed	.21
Overall Opinion	.30
Stature	.77
Capacity	.47
Rump Angle	-.12
Rump Width	.75
Legs	.10
Udder Support	.55
Front Udder	.41
Rear Udder	.41
Front Teat Placement	.49
Rear Teat Placement	.81
Teat Length	-.45
Udder Overall	.60
Dairy Conformation	.55

HOOFPRINT®

Nitrogen Efficiency

Methane Efficiency

LIC Initiatives

VMSI	1517	A2 Protein	A1A2
High Input	1542	% Black	75

123102 Chislehurst RC **Genesis** S1F

Holstein-Friesian F15J1

Registered Pedigree (supplementary)

gBW $414/54% Rel

Breeding Details

Breeder	A & S Reynolds		
Sire	Royson MG Currency S3F	**MGS**	Tafts TT Official-ET S2F
Dam	NBXG-19-1	**MGD**	QMLJ-16-48
gBW/Rel	429/63	**gBW/Rel**	394/55
PW/Rel	387/85	**PW/Rel**	625/90

Genomic Production gBVs

Production Efficiency

Milkfat	Protein	Milk Volume	Liveweight
45 kg	55 kg	1581 l	59 kg
4.3 %	3.7 %		

Robustness

Fertility	Somatic Cell Count	Body Cond. Score	Functional Survival	Udder Overall
2.4 %	-0.33	-0.03	2.4 %	1.22

Other

Heifer Calving Diff.	Cow Calving Diff.	Gestation Length
0.5%/18%	0.5%/31%	-6.0 days

Genomic TOP traits

	gBV
Adapts to Milking	.47
Shed Temperament	.49
Milking Speed	-.06
Overall Opinion	.52
Stature	1.17
Capacity	.11
Rump Angle	-.16
Rump Width	.69
Legs	.01
Udder Support	1.08
Front Udder	.89
Rear Udder	.79
Front Teat Placement	.85
Rear Teat Placement	.94
Teat Length	-.53
Udder Overall	1.22
Dairy Conformation	.42

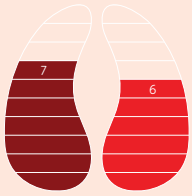

HOOFPRINT®

Nitrogen Efficiency

Methane Efficiency

LIC Initiatives

VMSI	1549	A2 Protein	A1A2
High Input	1581	% Black	75

122013 Dicksons AR **Monopoll**-ET-P S2F

Holstein-Friesian F16

Registered Pedigree (supplementary)

gBW $515/56% Rel

Two-year-old maternal grandam. owner: M & J Dickson, Te Awamutu

Breeding Details

Breeder	M & J Dickson		
Sire	Meander SB Arrow-ET S2F	**MGS**	Costers Metropolis P S2F
Dam	Dicksons M Marieta-ET S2F	**MGD**	Dicksons CP Margy S1F
gBW/Rel	529/63	**gBW/Rel**	420/86
PW/Rel	779/82	**PW/Rel**	967/92

Genomic Production gBVs

Production Efficiency

Milkfat	Protein	Milk Volume	Liveweight
47 kg	37 kg	466 l	1 kg
5.2 %	4.2 %		

Robustness

Fertility	Somatic Cell Count	Body Cond. Score	Functional Survival	Udder Overall
7.3 %	0.17	0.00	3.6 %	0.70

Other

Heifer Calving Diff.	Cow Calving Diff.	Gestation Length
1.6%/54%	-0.3%/80%	-5.1 days

Genomic TOP traits

	gBV
Adapts to Milking	.42
Shed Temperament	.42
Milking Speed	.43
Overall Opinion	.49
Stature	.38
Capacity	.25
Rump Angle	.00
Rump Width	.66
Legs	-.02
Udder Support	.69
Front Udder	.90
Rear Udder	.50
Front Teat Placement	.11
Rear Teat Placement	.23
Teat Length	-.54
Udder Overall	.70
Dairy Conformation	.37

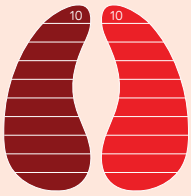

HOOFPRINT®

Nitrogen Efficiency

Methane Efficiency

LIC Initiatives

VMSI	1548	A2 Protein	A2A2
High Input	1590	% Black	50

122016 Tanglewood MS **Wave** S1F

Holstein-Friesian F16

Registered Pedigree (supplementary)

gBW $454/53% Rel

Five-year-old maternal grandam. Owner: M & N Hawkings, Matamata

Breeding Details

Breeder	M & N Hawkings		
Sire	MAH Super Stardust S1F	**MGS**	Bothwell WT Maxima S2F
Dam	Tanglewood Maxima Raina S2F	**MGD**	Tanglewood T Raina-ET S3F
gBW/Rel	330/64	**gBW/Rel**	285/71
PW/Rel	231/88	**PW/Rel**	428/90

Genomic Production gBVs

Production Efficiency

Milkfat	Protein	Milk Volume	Liveweight
54 kg	44 kg	712 l	77 kg
5.1 %	4.1 %		

Robustness

Fertility	Somatic Cell Count	Body Cond. Score	Functional Survival	Udder Overall
5.5 %	0.34	0.15	3.9 %	0.51

Other

Heifer Calving Diff.	Cow Calving Diff.	Gestation Length
4.4%/22%	0.7%/70%	-6.3 days

Genomic TOP traits

	gBV
Adapts to Milking	.52
Shed Temperament	.52
Milking Speed	.49
Overall Opinion	.72
Stature	.89
Capacity	.37
Rump Angle	-.26
Rump Width	.61
Legs	-.15
Udder Support	.52
Front Udder	.66
Rear Udder	.23
Front Teat Placement	.07
Rear Teat Placement	-.13
Teat Length	.26
Udder Overall	.51
Dairy Conformation	.59

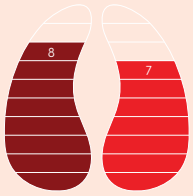

HOOFPRINT®

Nitrogen Efficiency

Methane Efficiency

LIC Initiatives

VMSI	1519	A2 Protein	A1A2
High Input	1554	% Black	85

123011 River Heights CB **Valero**-ET S1F

Holstein-Friesian F16

Registered Pedigree (supplementary)

gBW $476/45% Rel

Breeding Details

Breeder	P & A Randall		
Sire	Chisholm Broker S1F	**MGS**	Tronnoco MG Speros-ET
Dam	CJDG-20-53	**MGD**	CJDG-16-65
gBW/Rel	491/64	**gBW/Rel**	358/69
PW/Rel	346/78	**PW/Rel**	532/96

Genomic Production gBVs

Production Efficiency

Milkfat	Protein	Milk Volume	Liveweight
54 kg	39 kg	742 l	36 kg
5.1 %	4.0 %		

Robustness

Fertility	Somatic Cell Count	Body Cond. Score	Functional Survival	Udder Overall
2.4 %	-0.01	0.14	4.7 %	0.90

Other

Heifer Calving Diff.	Cow Calving Diff.	Gestation Length
1.6%/13%	1.5%/28%	-0.9 days

Genomic TOP traits

	gBV
Adapts to Milking	.18
Shed Temperament	.18
Milking Speed	.09
Overall Opinion	.29
Stature	.54
Capacity	.23
Rump Angle	-.16
Rump Width	.34
Legs	-.14
Udder Support	.73
Front Udder	.91
Rear Udder	.69
Front Teat Placement	.36
Rear Teat Placement	.17
Teat Length	-.13
Udder Overall	.90
Dairy Conformation	.30

HOOFPRINT®

Nitrogen Efficiency

Methane Efficiency

LIC Initiatives

VMSI	1524	A2 Protein	A2A2
High Input	1563	% Black	25

123070 Meander Grif **Allrounder**-ET S2F

Holstein-Friesian F16

Registered Pedigree (supplementary)

gBW $372/51% Rel

Breeding Details

Breeder	R & A Bruin		
Sire	Welcome Silver Griff-ET	**MGS**	Bellamys DM Galant-ET S1F
Dam	Meander 20-22 S1F	**MGD**	Meander Topn Ariel-ET S2F
gBW/Rel	485/62	**gBW/Rel**	356/72
PW/Rel	330/70	**PW/Rel**	709/90

Genomic Production gBVs

Production Efficiency

Milkfat	Protein	Milk Volume	Liveweight
54 kg	30 kg	559 l	75 kg
5.3 %	4.0 %		

Robustness

Fertility	Somatic Cell Count	Body Cond. Score	Functional Survival	Udder Overall
0.7 %	-0.23	0.13	2.6 %	1.06

Other

Heifer Calving Diff.	Cow Calving Diff.	Gestation Length
3.9%/21%	0.4%/33%	-4.2 days

Genomic TOP traits

	gBV
Adapts to Milking	.33
Shed Temperament	.40
Milking Speed	-.04
Overall Opinion	.29
Stature	1.35
Capacity	.72
Rump Angle	-.42
Rump Width	.45
Legs	-.25
Udder Support	.99
Front Udder	.50
Rear Udder	1.20
Front Teat Placement	.35
Rear Teat Placement	.85
Teat Length	.13
Udder Overall	1.06
Dairy Conformation	.86

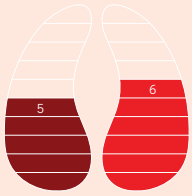

HOOFPRINT®

Nitrogen Efficiency

Methane Efficiency

LIC Initiatives

VMSI	1472	A2 Protein	A2A2
High Input	1506	% Black	70

123087 Busybrook S **Smokin Gun**-ET S1F

Holstein-Friesian F16

Registered Pedigree (supplementary)

$500/48% gBW Rel

Breeding Details

Breeder	Busybrook		
Sire	Spring River GG Spyro S1F	**MGS**	San Ray FM Beamer-ET S2F
Dam	Busy Brook Beamer Ivy S1F	**MGD**	Busy Brook Hammer Ivy S0F
gBW/Rel	458/70	**gBW/Rel**	359/62
PW/Rel	997/87	**PW/Rel**	761/89

Genomic Production gBVs

Production Efficiency

Milkfat	Protein	Milk Volume	Liveweight
55 kg	42 kg	550 l	49 kg
5.3 %	4.2 %		

Robustness

Fertility	Somatic Cell Count	Body Cond. Score	Functional Survival	Udder Overall
4.5 %	-0.36	-0.05	3.6 %	0.83

Other

Heifer Calving Diff.	Cow Calving Diff.	Gestation Length
2.9%/24%	1.6%/35%	-4.8 days

Genomic TOP traits

	gBV
Adapts to Milking	.05
Shed Temperament	.04
Milking Speed	.14
Overall Opinion	.18
Stature	.82
Capacity	-.03
Rump Angle	.17
Rump Width	.90
Legs	-.16
Udder Support	.81
Front Udder	.60
Rear Udder	.53
Front Teat Placement	.59
Rear Teat Placement	.92
Teat Length	-.33
Udder Overall	.83
Dairy Conformation	.28

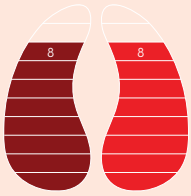

HOOFPRINT®

Nitrogen Efficiency

Methane Efficiency

LIC Initiatives

VMSI	1595	A2 Protein	A2A2
High Input	1607	% Black	90

123029 Mattajude MJ **Brazen**-ET S2F

Holstein-Friesian F16

Registered Pedigree (supplementary)

$491/44% gBW Rel

Three-year-old dam. Owner: Mattajude Family Trust, Hawera

Breeding Details

Breeder	M Brady		
Sire	Marchel WM Jackpot-ET S2F	**MGS**	Royson MG Currency S3F
Dam	NTHX-20-1	**MGD**	NTHX-18-30
gBW/Rel	485/60	**gBW/Rel**	400/68
PW/Rel	596/70	**PW/Rel**	433/93

Genomic Production gBVs

Production Efficiency

Milkfat	Protein	Milk Volume	Liveweight
57 kg	61 kg	1333 l	90 kg
4.6 %	4.0 %		

Robustness

Fertility	Somatic Cell Count	Body Cond. Score	Functional Survival	Udder Overall
2.7 %	-0.08	0.12	3.0 %	0.54

Other

Heifer Calving Diff.	Cow Calving Diff.	Gestation Length
3.6%/16%	1.2%/33%	-4.7 days

Genomic TOP traits

	gBV
Adapts to Milking	.35
Shed Temperament	.35
Milking Speed	.17
Overall Opinion	.49
Stature	.87
Capacity	.49
Rump Angle	.31
Rump Width	.85
Legs	.05
Udder Support	.44
Front Udder	.75
Rear Udder	.29
Front Teat Placement	.20
Rear Teat Placement	.05
Teat Length	-.50
Udder Overall	.54
Dairy Conformation	.54

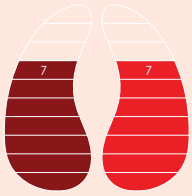

HOOFPRINT®

Nitrogen Efficiency

Methane Efficiency

LIC Initiatives

VMSI	1567	A2 Protein	A2A2
High Input	1599	% Black	50

123066 Meander Broker **Allegro**-ET S1F

Holstein-Friesian F16

Registered Pedigree (supplementary)

gBW $491/45% Rel

Breeding Details

Breeder	R & A Bruin		
Sire	Chisholm Broker S1F	**MGS**	Tanglewood MD Reef-ET S1F
Dam	Meander Reef Sue-ET S1F	**MGD**	Meander Gauntlet Ash-ET S3F
gBW/Rel	331/62	**gBW/Rel**	344/68
PW/Rel	348/69	**PW/Rel**	398/89

Genomic Production gBVs

Production Efficiency

Milkfat	Protein	Milk Volume	Liveweight
52 kg	40 kg	599 l	28 kg
5.2 %	4.1 %		

Robustness

Fertility	Somatic Cell Count	Body Cond. Score	Functional Survival	Udder Overall
3.9 %	-0.17	-0.03	2.5 %	1.10

Other

Heifer Calving Diff.	Cow Calving Diff.	Gestation Length
2.6%/16%	1.0%/32%	-3.6 days

Genomic TOP traits

	gBV
Adapts to Milking	.20
Shed Temperament	.19
Milking Speed	.23
Overall Opinion	.36
Stature	.70
Capacity	.22
Rump Angle	.16
Rump Width	.30
Legs	-.05
Udder Support	.80
Front Udder	1.03
Rear Udder	.69
Front Teat Placement	.78
Rear Teat Placement	.58
Teat Length	-.37
Udder Overall	1.10
Dairy Conformation	.39

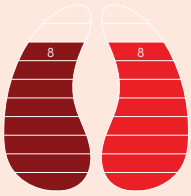

HOOFPRINT®

Nitrogen Efficiency

Methane Efficiency

LIC Initiatives

VMSI	1574	A2 Protein	A2A2
High Input	1601	% Black	85

123088 Tronnoco Mahi **Sexton** S2F

Holstein-Friesian F16

Registered Pedigree (supplementary)

gBW $326/47% Rel

Breeding Details

Breeder	T & K O'Connor		
Sire	Dicksons RS Mahi-ET S1F	**MGS**	Maire Mint Fire-Up
Dam	Tronnoco Fire Sakela	**MGD**	Tronnoco Bruts Savila
gBW/Rel	389/72	**gBW/Rel**	179/72
PW/Rel	602/97	**PW/Rel**	188/97

Genomic Production gBVs

Production Efficiency

Milkfat	Protein	Milk Volume	Liveweight
35 kg	47 kg	881 l	76 kg
4.6 %	4.0 %		

Robustness

Fertility	Somatic Cell Count	Body Cond. Score	Functional Survival	Udder Overall
-2.8 %	-0.11	0.12	2.6 %	1.19

Other

Heifer Calving Diff.	Cow Calving Diff.	Gestation Length
2.2%/24%	0.3%/34%	-0.9 days

Genomic TOP traits

	gBV
Adapts to Milking	.46
Shed Temperament	.47
Milking Speed	.15
Overall Opinion	.66
Stature	.77
Capacity	.73
Rump Angle	.21
Rump Width	.62
Legs	.12
Udder Support	1.09
Front Udder	1.02
Rear Udder	.91
Front Teat Placement	.67
Rear Teat Placement	1.15
Teat Length	-.91
Udder Overall	1.19
Dairy Conformation	.85

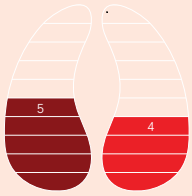

HOOFPRINT®

Nitrogen Efficiency

Methane Efficiency

LIC Initiatives

VMSI	1460	A2 Protein	A2A2
High Input	1480	% Black	85

Fertility 4 Carrier

122030 Gardner Gusto **Goldmine** S2F

Holstein-Friesian F16

Registered Pedigree (supplementary)

$440/57% gBW Rel

115107 Gusto, Sire of Goldmine

Breeding Details

Breeder	S & M Gardner		
Sire	Lightburn Blade Gusto	**MGS**	Van Heuvens VA Remedy S1F
Dam	BPGR-14-10	**MGD**	BPGR-12-15
gBW/Rel	369/68	**gBW/Rel**	258/53
PW/Rel	543/90	**PW/Rel**	277/57

Genomic Production gBVs

Production Efficiency

Milkfat	Protein	Milk Volume	Liveweight
51 kg	42 kg	757 l	70 kg
5.0 %	4.0 %		

Robustness

Fertility	Somatic Cell Count	Body Cond. Score	Functional Survival	Udder Overall
4.2 %	0.16	0.26	2.1 %	0.72

Other

Heifer Calving Diff.	Cow Calving Diff.	Gestation Length
5.2%/28%	5.2%/68%	2.1 days

Genomic TOP traits

	gBV
Adapts to Milking	.33
Shed Temperament	.35
Milking Speed	-.12
Overall Opinion	.32
Stature	.20
Capacity	.43
Rump Angle	-.15
Rump Width	.20
Legs	-.02
Udder Support	.73
Front Udder	.67
Rear Udder	.59
Front Teat Placement	.19
Rear Teat Placement	.38
Teat Length	-.64
Udder Overall	.72
Dairy Conformation	.46

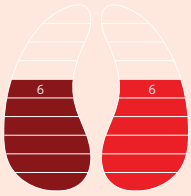

HOOFPRINT®

Nitrogen Efficiency

Methane Efficiency

LIC Initiatives

VMSI	1500	A2 Protein	A1A2
High Input	1553	% Black	85

Fertility 3 Carrier

123002 Paynes Gadsby **Element** S1F

Holstein-Friesian F16

Registered Pedigree (supplementary)

$449/45% gBW Rel

Breeding Details

Breeder	B & C Payne		
Sire	Bellamys RS Gadsby-ET S1F	**MGS**	Tafts RHR Ordain S3F
Dam	Paynes Ordain Emma-ET S3F	**MGD**	Paynes R Ella-ET-RR S2F
gBW/Rel	493/63	**gBW/Rel**	430/74
PW/Rel	489/72	**PW/Rel**	560/81

Genomic Production gBVs

Production Efficiency

Milkfat	Protein	Milk Volume	Liveweight
47 kg	49 kg	1077 l	39 kg
4.7 %	3.9 %		

Robustness

Fertility	Somatic Cell Count	Body Cond. Score	Functional Survival	Udder Overall
3.2 %	-0.06	-0.04	1.3 %	0.60

Other

Heifer Calving Diff.	Cow Calving Diff.	Gestation Length
0.0%/28%	0.1%/31%	-5.2 days

Genomic TOP traits

	gBV
Adapts to Milking	.41
Shed Temperament	.43
Milking Speed	-.03
Overall Opinion	.42
Stature	.36
Capacity	.45
Rump Angle	.01
Rump Width	.27
Legs	.33
Udder Support	.54
Front Udder	.75
Rear Udder	.28
Front Teat Placement	.34
Rear Teat Placement	.39
Teat Length	.03
Udder Overall	.60
Dairy Conformation	.30

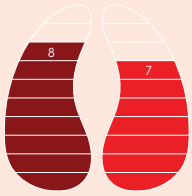

HOOFPRINT®

Nitrogen Efficiency

Methane Efficiency

LIC Initiatives

VMSI	1512	A2 Protein	A2A2
High Input	1546	% Black	25

123084 Busybrook MJ **Mudslinger** S2F

Holstein-Friesian F16

Registered Pedigree (supplementary)

$488/45% gBW Rel

Breeding Details

Breeder	Busybrook		
Sire	Marchel WM Jackpot-ET S2F	**MGS**	Gordons AM Lancelot S3F
Dam	Busybrook Lnclt-ET S3F	**MGD**	Busy Brook Beam Lama S2F
gBW/Rel	412/63	**gBW/Rel**	461/71
PW/Rel	751/72	**PW/Rel**	994/92

Genomic Production gBVs

Production Efficiency

Milkfat	Protein	Milk Volume	Liveweight
60 kg	43 kg	1036 l	64 kg
4.9 %	3.8 %		

Robustness

Fertility	Somatic Cell Count	Body Cond. Score	Functional Survival	Udder Overall
4.9 %	-0.45	0.12	5.3 %	0.55

Other

Heifer Calving Diff.	Cow Calving Diff.	Gestation Length
4.1%/22%	1.1%/32%	-4.5 days

Genomic TOP traits

	gBV
Adapts to Milking	.23
Shed Temperament	.22
Milking Speed	.34
Overall Opinion	.33
Stature	1.06
Capacity	.37
Rump Angle	.53
Rump Width	.51
Legs	-.12
Udder Support	.59
Front Udder	.62
Rear Udder	.40
Front Teat Placement	.05
Rear Teat Placement	.08
Teat Length	-.34
Udder Overall	.55
Dairy Conformation	.51

HOOFPRINT®

Nitrogen Efficiency

Methane Efficiency

LIC Initiatives

VMSI	1549	A2 Protein	A1A2
High Input	1576	% Black	50

123025 Mattajude Saq **Assure**-ET S2F

Holstein-Friesian F16

Registered Pedigree (supplementary)

$405/52% gBW Rel

Breeding Details

Breeder	M Brady		
Sire	Tronnoco M Saquoon-ET S3F	**MGS**	Bellamys DM Galant-ET S1F
Dam	NTHX-20-9	**MGD**	NTHX-15-37
gBW/Rel	375/61	**gBW/Rel**	337/73
PW/Rel	329/59	**PW/Rel**	657/95

Genomic Production gBVs

Production Efficiency

Milkfat	Protein	Milk Volume	Liveweight
50 kg	39 kg	613 l	67 kg
5.1 %	4.1 %		

Robustness

Fertility	Somatic Cell Count	Body Cond. Score	Functional Survival	Udder Overall
0.3 %	0.04	0.16	2.7 %	1.22

Other

Heifer Calving Diff.	Cow Calving Diff.	Gestation Length
3.2%/30%	0.3%/34%	-2.7 days

Genomic TOP traits

	gBV
Adapts to Milking	.68
Shed Temperament	.69
Milking Speed	.23
Overall Opinion	.73
Stature	.53
Capacity	.75
Rump Angle	-.25
Rump Width	.36
Legs	.00
Udder Support	1.18
Front Udder	.99
Rear Udder	.87
Front Teat Placement	.70
Rear Teat Placement	1.21
Teat Length	-.71
Udder Overall	1.22
Dairy Conformation	.75

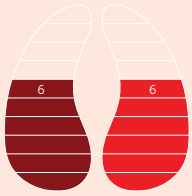

HOOFPRINT®

Nitrogen Efficiency

Methane Efficiency

LIC Initiatives

VMSI	1528	A2 Protein	A2A2
High Input	1560	% Black	90

122049 Lightburn Saq **Gasoline**-ET

Holstein-Friesian F16

Registered Pedigree (supplementary)

$534/55% gBW Rel

Breeding Details

Breeder	J & W Allen		
Sire	Tronnoco M Saquoon-ET S3F	**MGS**	Gordons AM Lancelot S3F
Dam	Lightburn Lance Gracie-ET	**MGD**	Lightburn F M I Gracie-ET
gBW/Rel	465/71	**gBW/Rel**	360/77
PW/Rel	652/87	**PW/Rel**	523/92

Genomic Production gBVs

Production Efficiency

Milkfat	Protein	Milk Volume	Liveweight
66 kg	48 kg	894 l	61 kg
5.2 %	4.0 %		

Robustness

Fertility	Somatic Cell Count	Body Cond. Score	Functional Survival	Udder Overall
2.7 %	0.07	0.12	3.9 %	0.74

Other

Heifer Calving Diff.	Cow Calving Diff.	Gestation Length
1.3%/49%	0.0%/82%	-2.2 days

Genomic TOP traits

	gBV
Adapts to Milking	.60
Shed Temperament	.61
Milking Speed	.24
Overall Opinion	.73
Stature	.59
Capacity	.34
Rump Angle	-.38
Rump Width	.24
Legs	-.03
Udder Support	.78
Front Udder	.55
Rear Udder	.56
Front Teat Placement	.35
Rear Teat Placement	.68
Teat Length	-.59
Udder Overall	.74
Dairy Conformation	.42

HOOFPRINT®

Nitrogen Efficiency

Methane Efficiency

LIC Initiatives

VMSI	1616	A2 Protein	A1A2
High Input	1645	% Black	75

122065 Prattleys Lucid **Free-Style** S1F

Holstein-Friesian F15J1

Registered Pedigree (supplementary)

$482/53% gBW Rel

Breeding Details

Breeder	C & P Prattley		
Sire	Woodcote VHR Lucid-ET S1F	**MGS**	Royson Justice Phonic S2F
Dam	GWKP-14-209	**MGD**	GWKP-10-133
gBW/Rel	349/62	**gBW/Rel**	303/49
PW/Rel	590/91	**PW/Rel**	672/89

Genomic Production gBVs

Production Efficiency

Milkfat	Protein	Milk Volume	Liveweight
43 kg	42 kg	595 l	6 kg
5.0 %	4.2 %		

Robustness

Fertility	Somatic Cell Count	Body Cond. Score	Functional Survival	Udder Overall
3.5 %	0.00	-0.03	3.6 %	0.68

Other

Heifer Calving Diff.	Cow Calving Diff.	Gestation Length
3.5%/49%	0.2%/76%	-2.4 days

Genomic TOP traits

	gBV
Adapts to Milking	.35
Shed Temperament	.35
Milking Speed	.19
Overall Opinion	.45
Stature	.10
Capacity	.21
Rump Angle	-.44
Rump Width	.33
Legs	.02
Udder Support	.78
Front Udder	.47
Rear Udder	.44
Front Teat Placement	.50
Rear Teat Placement	1.24
Teat Length	-.02
Udder Overall	.68
Dairy Conformation	.24

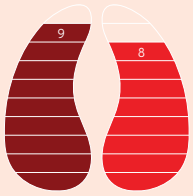

HOOFPRINT®

Nitrogen Efficiency

Methane Efficiency

LIC Initiatives

VMSI	1544	A2 Protein	A2A2
High Input	1565	% Black	80

Red Factor Carrier

120003 Scotts BV **Darius**-ET

Holstein-Friesian F16
Registered Pedigree

gBW $496/86% Rel

Individually $35.95 +gst

Classic Packs from $23.72* +gst

*Includes 10% InvestaMate discount

Premier Sire

Top 5 Milkfat

Available in 4M

Breeding Details

Breeder	M & P Scott	**Dam**	Scotts Reed Deanna-ET
Sire	Busy Brook WTP Vector S3F	**MGS**	Hazael Dauntless Freedom

Production gBVs

97 Daughters 46 Herds

Production Efficiency

Milkfat	Protein	Milk Volume	Liveweight
73 kg	49 kg	1160 l	104 kg
5.1 %	3.9 %		

Robustness

Fertility	Somatic Cell Count	Body Cond. Score	Functional Survival	Udder Overall
1.6 %	-0.21	0.24	2.6 %	0.42

Other

Heifer Calving Difficulty	Cow Calving Difficulty	Gestation Length
2.8%/38%	-0.8%/73%	-3.6 days

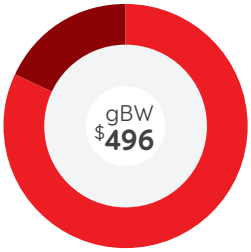

Production efficiency	$405	82%
Robustness	$91	18%

TOP traits

89 Daughters TOP Inspected

Management	gBV	-.5	0	.5	1.0
Adapts to Milking	.71				
Shed Temperament	.72				
Milking Speed	.32				
Overall Opinion	.79				
Conformation	**gBV**	**-.5**	**0**	**.5**	**1.0**
Stature	1.16				
Capacity	.70				
Rump Angle	-.22				
Rump Width	.99				
Legs	-.08				
Udder Support	.47				
Front Udder	.29				
Rear Udder	.34				
Front Teat Placement	.07				
Rear Teat Placement	.15				
Teat Length	-.44				
Udder Overall	.42				
Dairy Conformation	.78				

New Zealand Genetics 31 %
Fertility 4 Carrier

19/01/2024

LIC Initiatives

VMSI	1573	A2 Protein	A1A2
High Input	1596	% Black	80

Two-year-old daughter. Owner: Johnson Partnership, Tirau

Two-year-old daughter. Owner: Birchlands Holdings Ltd, Morrinsville

HOOFPRINT®

Nitrogen Efficiency

Methane Efficiency

Daughter Proven

115107 Lightburn Blade **Gusto**

Premier Sire

Top 5 Capacity

Holstein-Friesian F16

Registered Pedigree

gBW $403/98% Rel

Individually $34.95 +gst

Classic Packs from $23.72* +gst

*Includes 10% InvestaMate discount

Breeding Details

Breeder	J & W Allen	**Dam**	Lightburn IN IG Greta-ET
Sire	Greenwell FI Blade S3F	**MGS**	Invernia TGF Ignition S3F

Production gBVs

5667 Daughters 1264 Herds

Production Efficiency

Milkfat	Protein	Milk Volume	Liveweight
43 kg	46 kg	757 l	80 kg
4.9 %	4.1 %		

Robustness

Fertility	Somatic Cell Count	Body Cond. Score	Functional Survival	Udder Overall
0.6 %	0.25	0.35	1.9 %	0.82

Other

Heifer Calving Difficulty	Cow Calving Difficulty	Gestation Length
7.6%/77%	1.5%/97%	1.7 days

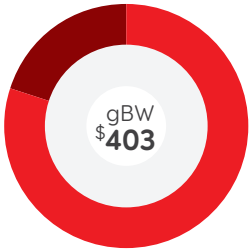

Production efficiency	$323	80%
Robustness	$80	20%

Daughter Proven

Three-year-old daughter. Owner: A J & R P Flay Family Trust, Te Awamutu

Three-year-old daughter. Owner: J & S Shewan, Hamilton

TOP traits

242 Daughters TOP Inspected

Management	gBV
Adapts to Milking	.60
Shed Temperament	.61
Milking Speed	.22
Overall Opinion	.62

Conformation	gBV
Stature	.05
Capacity	.96
Rump Angle	-.21
Rump Width	-.01
Legs	-.03
Udder Support	.65
Front Udder	.95
Rear Udder	.49
Front Teat Placement	.34
Rear Teat Placement	-.01
Teat Length	-.36
Udder Overall	.82
Dairy Conformation	.74

New Zealand Genetics 37 %
Fertility 3 Carrier

19/01/2024

HOOFPRINT®

Nitrogen Efficiency

Methane Efficiency

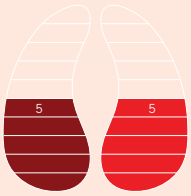

LIC Initiatives

VMSI	1461	A2 Protein	A1A2
High Input	1509	% Black	80

119034 Tafts RHD **Officer**-ET S2F

Holstein-Friesian F16
Registered Pedigree (supplementary)

gBW $427/97% Rel

Individually $35.95 +gst

Classic Packs from $23.72* +gst

*Includes 10% InvestaMate discount

Premier Sire

Genomic Graduate

Available in 4M

Breeding Details

Breeder	G & L Taft	**Dam**	DRQ-16-24
Sire	River Heights Dude-ET S2F	**MGS**	San Ray FM Beamer-ET S2F

Production gBVs

2288 Daughters 503 Herds

Production Efficiency

Milkfat	Protein	Milk Volume	Liveweight
54 kg	60 kg	1522 l	126 kg
4.4 %	3.8 %		

Robustness

Fertility	Somatic Cell Count	Body Cond. Score	Functional Survival	Udder Overall
2.0 %	0.14	0.36	3.1 %	1.03

Other

Heifer Calving Difficulty	Cow Calving Difficulty	Gestation Length
0.2%/65%	1.7%/89%	-3.6 days

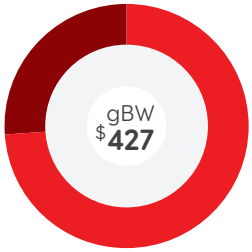

Production efficiency	$319	74%
Robustness	$108	26%

TOP traits

112 Daughters TOP Inspected

Management	gBV
Adapts to Milking	.48
Shed Temperament	.51
Milking Speed	-.15
Overall Opinion	.55

Conformation	gBV
Stature	1.28
Capacity	.68
Rump Angle	-.19
Rump Width	.97
Legs	-.08
Udder Support	.83
Front Udder	.96
Rear Udder	.72
Front Teat Placement	.46
Rear Teat Placement	.13
Teat Length	.09
Udder Overall	1.03
Dairy Conformation	.81

New Zealand Genetics 43 %
Fertility 4 Carrier

19/01/2024

LIC Initiatives

VMSI	1523	A2 Protein	A2A2
High Input	1586	% Black	95

Two-year-old dam. Owner: Seaspray Farm Ltd, Te Puke

Two-year-old daughter. Owner: Albert & Karen Pouwels, Hamilton

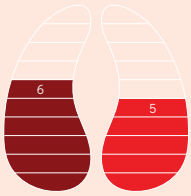

HOOFPRINT®

Nitrogen Efficiency

Methane Efficiency

Daughter Proven

120073 Meander TS **Alloy**-ET S1F

Genomic Graduate | Top 5 gBW | Top 5 Milkfat

Holstein-Friesian F16

Registered Pedigree (supplementary)

gBW $534/90% Rel

Individually $35.95 +gst

Classic Packs from $23.72* +gst

*Includes 10% InvestaMate discount

Breeding Details

Breeder	R & A Bruin	**Dam**	Meander FMI April S2F
Sire	Tafts GR Supervisor S1F	**MGS**	Farside M Illustrious S3F

Production gBVs

195 Daughters 77 Herds

Production Efficiency

Milkfat	Protein	Milk Volume	Liveweight
76 kg	42 kg	703 l	78 kg
5.5 %	4.1 %		

Robustness

Fertility	Somatic Cell Count	Body Cond. Score	Functional Survival	Udder Overall
2.9 %	-0.22	0.14	3.0 %	0.20

Other

Heifer Calving Difficulty	Cow Calving Difficulty	Gestation Length
1.8%/70%	-0.2%/96%	-7.8 days

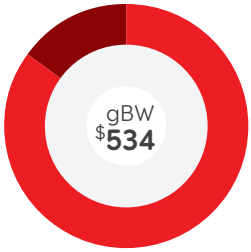

Production efficiency	$457	85%
Robustness	$77	15%

Seven-year-old dam. Owner: R & A Bruin, Otautau

Two-year-old daughter. Owner: Birchlands Holdings Ltd, Morrinsville

TOP traits

123 Daughters TOP Inspected

Management	gBV	-.5	0	.5	1.0
Adapts to Milking	.29				
Shed Temperament	.28				
Milking Speed	.30				
Overall Opinion	.47				
Conformation	**gBV**	**-.5**	**0**	**.5**	**1.0**
Stature	.54				
Capacity	-.13				
Rump Angle	-.33				
Rump Width	.62				
Legs	-.21				
Udder Support	.21				
Front Udder	-.06				
Rear Udder	.39				
Front Teat Placement	-.17				
Rear Teat Placement	-.40				
Teat Length	.05				
Udder Overall	.20				
Dairy Conformation	-.12				

New Zealand Genetics 36 %
Fertility 3 Carrier

19/01/2024

HOOFPRINT®

Nitrogen Efficiency

Methane Efficiency

LIC Initiatives

VMSI	1578	A2 Protein	A1A2
High Input	1586	% Black	90

Daughter Proven

120043 Jones MA **Revelation** S2F

Holstein-Friesian F16

Registered Pedigree (supplementary)

gBW $405/86% Rel

Individually $34.95 +gst

Classic Packs from $23.72* +gst

*Includes 10% InvestaMate discount

Top 5 SCC

Breeding Details

Breeder	W & C Jones	**Dam**	DVVV-14-4
Sire	Meander TT Asset-ET S2F	**MGS**	Mitchells WT Typhoon S2F

Production gBVs

109 Daughters 41 Herds

Production Efficiency

Milkfat	Protein	Milk Volume	Liveweight
45 kg	47 kg	920 l	58 kg
4.8 %	4.0 %		

Robustness

Fertility	Somatic Cell Count	Body Cond. Score	Functional Survival	Udder Overall
-2.9 %	-0.59	-0.05	3.0 %	0.96

Other

Heifer Calving Difficulty	Cow Calving Difficulty	Gestation Length
3.0%/24%	-1.9%/68%	-6.2 days

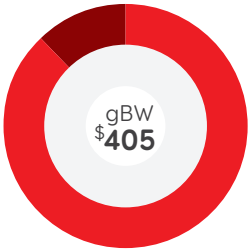

Production efficiency	$356	88%
Robustness	$49	12%

Two-year-old daughter. Owner: C Tretheway, Waihi

TOP traits

104 Daughters TOP Inspected

Management	gBV	-.5	0	.5	1.0
Adapts to Milking	.48				
Shed Temperament	.50				
Milking Speed	-.05				
Overall Opinion	.53				
Conformation	**gBV**	**-.5**	**0**	**.5**	**1.0**
Stature	.99				
Capacity	.01				
Rump Angle	-.31				
Rump Width	.42				
Legs	-.18				
Udder Support	.82				
Front Udder	.54				
Rear Udder	.69				
Front Teat Placement	.72				
Rear Teat Placement	.79				
Teat Length	-.66				
Udder Overall	.96				
Dairy Conformation	.16				

New Zealand Genetics 43 %

19/01/2024

LIC Initiatives

VMSI	1513	A2 Protein	A1A2
High Input	1506	% Black	25

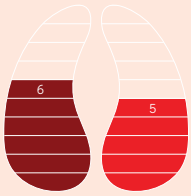

HOOFPRINT®

Nitrogen Efficiency

Methane Efficiency

Daughter Proven

120070 Meander TD **Aero**-ET S1F

Genomic Graduate

Top 5 Survival

Available in 4M

Holstein-Friesian F15J1

Registered Pedigree (supplementary)

gBW $436/86% Rel

Individually $35.95 +gst

Classic Packs from $23.72* +gst

*Includes 10% InvestaMate discount

Breeding Details

Breeder	R & A Bruin	**Dam**	Meander HH April-ET S2F
Sire	Tennant Darkstar-OC S1F	**MGS**	Mourne Grove Hothouse S2F

Production gBVs

99 Daughters 37 Herds

Production Efficiency

Milkfat	Protein	Milk Volume	Liveweight
50 kg	41 kg	738 l	56 kg
5.0 %	4.0 %		

Robustness

Fertility	Somatic Cell Count	Body Cond. Score	Functional Survival	Udder Overall
3.7 %	-0.09	0.03	5.5 %	0.58

Other

Heifer Calving Difficulty	Cow Calving Difficulty	Gestation Length
3.5%/33%	1.2%/92%	-4.8 days

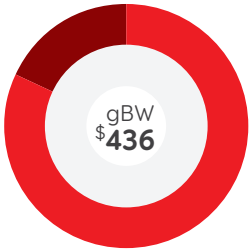

Production efficiency	$360	82%
Robustness	$76	18%

Two-year-old daughter. Owner: Ahu Ahu Farms, Oakura

Two-year-old dam. Owner: R & A Bruin, Otautau

TOP traits

92 Daughters TOP Inspected

Management	gBV
Adapts to Milking	.34
Shed Temperament	.33
Milking Speed	.47
Overall Opinion	.48

Conformation	gBV
Stature	.63
Capacity	.12
Rump Angle	-.20
Rump Width	.00
Legs	-.32
Udder Support	.56
Front Udder	.58
Rear Udder	.21
Front Teat Placement	.32
Rear Teat Placement	.15
Teat Length	-.04
Udder Overall	.58
Dairy Conformation	.22

New Zealand Genetics 41 %

19/01/2024

LIC Initiatives

VMSI	1507	A2 Protein	A2A2
High Input	1519	% Black	75

HOOFPRINT®

Nitrogen Efficiency

Methane Efficiency

Daughter Proven

120021 McKay BM **Bakerboy**-ET S2F

Holstein-Friesian F15J1
Registered Pedigree (supplementary)

gBW $377/89% Rel

Individually $34.95 +gst

Classic Packs from $23.72* +gst

*Includes 10% InvestaMate discount

Premier Sire

Genomic Graduate

Breeding Details

Breeder	P & K Baker	**Dam**	HGGF-13-4
Sire	Bothwell WT Maxima S2F	**MGS**	Busy Brook Rastus-ET S3F

Production gBVs

178 Daughters 70 Herds

Production Efficiency

Milkfat	Protein	Milk Volume	Liveweight
61 kg	47 kg	1053 l	90 kg
4.9 %	3.9 %		

Robustness

Fertility	Somatic Cell Count	Body Cond. Score	Functional Survival	Udder Overall
1.7 %	0.77	-0.02	3.2 %	0.62

Other

Heifer Calving Difficulty	Cow Calving Difficulty	Gestation Length
1.9%/67%	0.9%/96%	-5.6 days

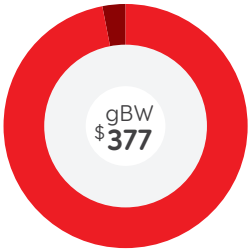

Production efficiency	$364	97%
Robustness	$13	3%

Two-year-old daughter. Owner: Black & White (2010) Ltd, Atiamuri

TOP traits

111 Daughters TOP Inspected

Management	gBV
Adapts to Milking	.47
Shed Temperament	.46
Milking Speed	.46
Overall Opinion	.68

Conformation	gBV
Stature	1.00
Capacity	.72
Rump Angle	.22
Rump Width	.56
Legs	.02
Udder Support	.58
Front Udder	.46
Rear Udder	.44
Front Teat Placement	.44
Rear Teat Placement	.72
Teat Length	-.12
Udder Overall	.62
Dairy Conformation	.72

New Zealand Genetics 43 %

19/01/2024

LIC Initiatives

VMSI	1497	A2 Protein	A1A2
High Input	1524	% Black	70

HOOFPRINT®

Nitrogen Efficiency

Methane Efficiency

Daughter Proven

120056 Gardner BM **Guardian** S2F

Premier Sire | Genomic Graduate

Holstein-Friesian F16
Registered Pedigree (supplementary)

gBW $415/87% Rel

Individually $34.95 +gst

Classic Packs from $23.72* +gst

*Includes 10% InvestaMate discount

Breeding Details

Breeder	S & M Gardner	**Dam**	BPGR-14-10
Sire	Bothwell WT Maxima S2F	**MGS**	Van Heuvens VA Remedy S1F

Production gBVs

103 Daughters 43 Herds

Production Efficiency

Milkfat	Protein	Milk Volume	Liveweight
50 kg	29 kg	416 l	18 kg
5.3 %	4.1 %		

Robustness

Fertility	Somatic Cell Count	Body Cond. Score	Functional Survival	Udder Overall
2.8 %	0.32	0.09	3.7 %	0.40

Other

Heifer Calving Difficulty	Cow Calving Difficulty	Gestation Length
2.9%/39%	1.1%/84%	-1.0 days

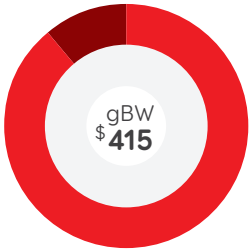

Production efficiency	$370	89%
Robustness	$45	11%

Two-year-old daughter. Owner: Johnson Partnership, Tirau

Two-year-old daughter. Owner: Johnson Partnership, Tirau

TOP traits

100 Daughters TOP Inspected

Management	gBV	-.5	0	.5	1.0
Adapts to Milking	.31				
Shed Temperament	.31				
Milking Speed	.08				
Overall Opinion	.43				
Conformation	**gBV**	**-.5**	**0**	**.5**	**1.0**
Stature	.30				
Capacity	.21				
Rump Angle	-.15				
Rump Width	.45				
Legs	.05				
Udder Support	.39				
Front Udder	.48				
Rear Udder	.19				
Front Teat Placement	.15				
Rear Teat Placement	.11				
Teat Length	-.72				
Udder Overall	.40				
Dairy Conformation	.28				

New Zealand Genetics 45 %

19/01/2024

HOOFPRINT®

Nitrogen Efficiency

Methane Efficiency

LIC Initiatives

VMSI	1429	A2 Protein	A2A2
High Input	1461	% Black	75

Daughter Proven

119033 Lightburn **Free Range**-ET

Holstein-Friesian F16

Registered Pedigree

gBW $385/95% Rel

Individually $35.95 +gst

Classic Packs from $23.72* +gst

*Includes 10% InvestaMate discount

Genomic Graduate

Top 5 Protein

Available in 4M

Breeding Details

Breeder	J & W Allen	**Dam**	Lightburn WTP Rise-OC S3F
Sire	Hazael Dauntless Freedom	**MGS**	Wearnes FE TE Poi S3F

Production gBVs

524 Daughters 202 Herds

Production Efficiency

Milkfat	Protein	Milk Volume	Liveweight
53 kg	57 kg	1051 l	122 kg
4.8 %	4.1 %		

Robustness

Fertility	Somatic Cell Count	Body Cond. Score	Functional Survival	Udder Overall
-5.1 %	0.31	0.28	1.7 %	0.74

Other

Heifer Calving Difficulty	Cow Calving Difficulty	Gestation Length
0.6%/68%	-0.1%/89%	-2.8 days

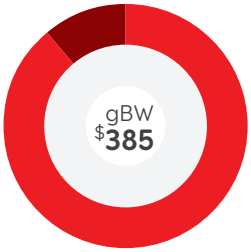

Production efficiency	$345	89%
Robustness	$40	11%

TOP traits

114 Daughters TOP Inspected

Management	gBV
Adapts to Milking	.56
Shed Temperament	.57
Milking Speed	.24
Overall Opinion	.78

Conformation	gBV
Stature	1.26
Capacity	1.32
Rump Angle	.11
Rump Width	.65
Legs	.07
Udder Support	.84
Front Udder	.79
Rear Udder	.52
Front Teat Placement	.14
Rear Teat Placement	.50
Teat Length	-1.15
Udder Overall	.74
Dairy Conformation	1.13

New Zealand Genetics 24 %

19/01/2024

LIC Initiatives

VMSI	1504	A2 Protein	A2A2
High Input	1530	% Black	85

Two-year-old daughter. Owner: Bellcon Farm Trust, Te Awamutu

Two-year-old daughter. Owner: Tunaview Trust, Stratford

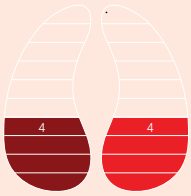

HOOFPRINT®

Nitrogen Efficiency

Methane Efficiency

Daughter Proven

119041 Royson MG **Currency** S3F

Top 5 Protein | Top 5 Volume

Available in 4M

Two-year-old daughter. Owner: C & S Michels, Te Aroha

Holstein-Friesian F16

Registered Pedigree (supplementary)

gBW $448/92% Rel

Individually $36.95 +gst

Classic Packs from $23.72* +gst

*Includes 10% InvestaMate discount

Breeding Details

Breeder	E & K Lambert	**Dam**	Royson Hot Cybyl 1-ET S2F
Sire	Maire IG Gauntlet-ET	**MGS**	Mourne Grove Hothouse S2F

Production gBVs

174 Daughters 64 Herds

Production Efficiency

Milkfat	Protein	Milk Volume	Liveweight
46 kg	67 kg	1823 l	95 kg
4.1 %	3.8 %		

Robustness

Fertility	Somatic Cell Count	Body Cond. Score	Functional Survival	Udder Overall
0.8 %	-0.25	0.26	0.7 %	1.07

Other

Heifer Calving Difficulty	Cow Calving Difficulty	Gestation Length
0.0%/47%	0.3%/90%	-2.1 days

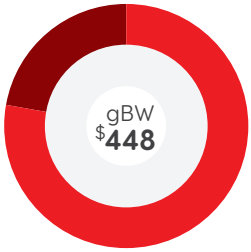

Production efficiency	$352	78%
Robustness	$96	22%

TOP traits

101 Daughters TOP Inspected

Management	gBV
Adapts to Milking	.55
Shed Temperament	.57
Milking Speed	.00
Overall Opinion	.57

Conformation	gBV
Stature	1.59
Capacity	.44
Rump Angle	-.34
Rump Width	.95
Legs	-.09
Udder Support	.82
Front Udder	.93
Rear Udder	.82
Front Teat Placement	.63
Rear Teat Placement	.50
Teat Length	-.59
Udder Overall	1.07
Dairy Conformation	.63

New Zealand Genetics 28 %

19/01/2024

LIC Initiatives

VMSI	1551	A2 Protein	A2A2
High Input	1597	% Black	85

HOOFPRINT®

Nitrogen Efficiency

Methane Efficiency

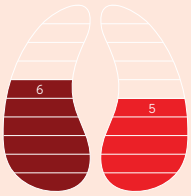

Daughter Proven

120084 Spring River M **Scott** S2F

Holstein-Friesian F15A1

Registered Pedigree (supplementary)

gBW $433/86% Rel

Individually $34.95 +gst

Classic Packs from $23.72* +gst

*Includes 10% InvestaMate discount

Breeding Details

Breeder	P & D Lowe	**Dam**	Spring River P Suzy S1F
Sire	Bothwell WT Maxima S2F	**MGS**	Uptons VA Priceless S1F

Production gBVs

105 Daughters 46 Herds

Production Efficiency

Milkfat	Protein	Milk Volume	Liveweight
54 kg	51 kg	1361 l	48 kg
4.6 %	3.8 %		

Robustness

Fertility	Somatic Cell Count	Body Cond. Score	Functional Survival	Udder Overall
-0.7 %	-0.36	-0.08	2.6 %	0.58

Other

Heifer Calving Difficulty	Cow Calving Difficulty	Gestation Length
2.1%/37%	2.6%/70%	-2.4 days

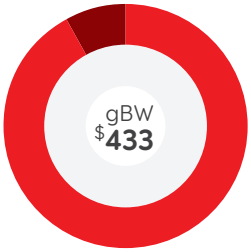

Production efficiency	$398	92%
Robustness	$35	8%

TOP traits

96 Daughters TOP Inspected

Management	gBV
Adapts to Milking	.12
Shed Temperament	.11
Milking Speed	.18
Overall Opinion	.28

Conformation	gBV
Stature	.66
Capacity	-.07
Rump Angle	-.15
Rump Width	1.01
Legs	.15
Udder Support	.68
Front Udder	.32
Rear Udder	.53
Front Teat Placement	.28
Rear Teat Placement	.90
Teat Length	-.42
Udder Overall	.58
Dairy Conformation	.13

New Zealand Genetics 52 %

19/01/2024

LIC Initiatives

VMSI	1537	A2 Protein	A2A2
High Input	1536	% Black	85

Two-year-old daughter. Owner: D J L Trust, Hamilton

Two-year-old daughter. Owner: Bellcon Farm Trust, Te Awamutu

HOOFPRINT®

Nitrogen Efficiency

Methane Efficiency

Daughter Proven

119035 Tafts RHR **Ordain** S3F

Premier Sire | Genomic Graduate | Top 5 SCC

Holstein-Friesian F16

Registered Pedigree (supplementary)

gBW $410/97% Rel

Individually $34.95 +gst

Classic Packs from $23.72* +gst

*Includes 10% InvestaMate discount

Breeding Details

Breeder	G & L Taft	**Dam**	DRQ-16-24
Sire	Riverheights GB Rogue S3F	**MGS**	San Ray FM Beamer-ET S2F

Production gBVs

3027 Daughters 781 Herds

Production Efficiency

Milkfat	Protein	Milk Volume	Liveweight
55 kg	47 kg	1454 l	64 kg
4.5 %	3.7 %		

Robustness

Fertility	Somatic Cell Count	Body Cond. Score	Functional Survival	Udder Overall
0.4 %	-0.63	0.05	2.0 %	0.34

Other

Heifer Calving Difficulty	Cow Calving Difficulty	Gestation Length
-1.0%/72%	-0.1%/94%	-8.4 days

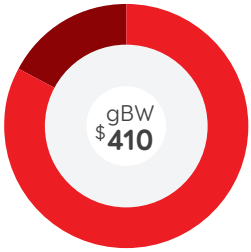

Production efficiency	$339	83%
Robustness	$71	17%

Two-year-old dam. Owner: Seaspray Farms Ltd, Te Puke

Four-year-old grandam. Owner: Seaspray Farms Ltd, Te Puke

TOP traits

118 Daughters TOP Inspected

Management	gBV	-.5	0	.5	1.0
Adapts to Milking	.19				
Shed Temperament	.20				
Milking Speed	-.15				
Overall Opinion	.27				
Conformation	**gBV**	**-.5**	**0**	**.5**	**1.0**
Stature	.61				
Capacity	.60				
Rump Angle	-.15				
Rump Width	.60				
Legs	-.02				
Udder Support	.44				
Front Udder	.55				
Rear Udder	-.06				
Front Teat Placement	.23				
Rear Teat Placement	.46				
Teat Length	-.44				
Udder Overall	.34				
Dairy Conformation	.45				

New Zealand Genetics 41 %

19/01/2024

LIC Initiatives

VMSI	1477	A2 Protein	A2A2
High Input	1495	% Black	95

HOOFPRINT®

Nitrogen Efficiency

Methane Efficiency

Daughter Proven

120045 Woodcote VHR **Lucid**-ET S1F

Holstein-Friesian F16

Registered Pedigree (supplementary)

gBW $456/87% Rel

Individually $36.95 +gst

Classic Packs from $23.72* +gst

*Includes 10% InvestaMate discount

Genomic Graduate

Top 5 Protein

Available in 4M

Breeding Details

Breeder	Woodcote Farms	**Dam**	Woodcote FU Laura-ET S3F
Sire	Van Heuvens VA Remedy S1F	**MGS**	Maire Mint Fire-Up

Production gBVs

115 Daughters 43 Herds

Production Efficiency

Milkfat	Protein	Milk Volume	Liveweight
65 kg	66 kg	1766 l	65 kg
4.5 %	3.8 %		

Robustness

Fertility	Somatic Cell Count	Body Cond. Score	Functional Survival	Udder Overall
-6.1 %	0.19	-0.18	3.1 %	0.96

Other

Heifer Calving Difficulty	Cow Calving Difficulty	Gestation Length
3.9%/90%	-0.4%/91%	-6.5 days

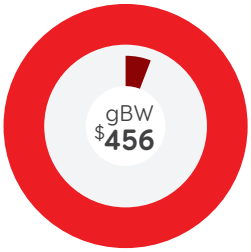

Production efficiency	$483	106%
Robustness	-$27	-6%

TOP traits

103 Daughters TOP Inspected

Management	gBV
Adapts to Milking	.51
Shed Temperament	.51
Milking Speed	.37
Overall Opinion	.63

Conformation	gBV
Stature	1.13
Capacity	.27
Rump Angle	-.42
Rump Width	.86
Legs	-.13
Udder Support	.93
Front Udder	.70
Rear Udder	.64
Front Teat Placement	.77
Rear Teat Placement	1.47
Teat Length	-.27
Udder Overall	.96
Dairy Conformation	.45

New Zealand Genetics 43 %
Fertility 4 Carrier

19/01/2024

LIC Initiatives

VMSI	1623	A2 Protein	A2A2
High Input	1615	% Black	30



Two-year-old daughter. Owner: Johnson Partnership, Tirau

Three-year-old grandam. Owner: Gateway Partnership Ltd, Te Awamutu

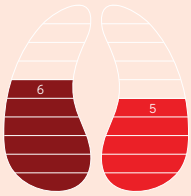

HOOFPRINT®

Nitrogen Efficiency

Methane Efficiency

Daughter Proven

120085 Cloverlea MA **Romulus** S2F

Premier Sire

Holstein-Friesian F16

Registered Pedigree (supplementary)

gBW $448/84% Rel

Individually $35.95 +gst

Classic Packs from $23.72* +gst

*Includes 10% InvestaMate discount

Breeding Details

Breeder	J & J Van Polanen	**Dam**	Cloverlea HH Rosa-ET S2F
Sire	Meander SB Arrow-ET S2F	**MGS**	Mourne Grove Hothouse S2F

Production gBVs

76 Daughters 31 Herds

Production Efficiency

Milkfat	Protein	Milk Volume	Liveweight
51 kg	41 kg	675 l	24 kg
5.1 %	4.1 %		

Robustness

Fertility	Somatic Cell Count	Body Cond. Score	Functional Survival	Udder Overall
-0.7 %	0.24	0.05	3.1 %	0.40

Other

Heifer Calving Difficulty	Cow Calving Difficulty	Gestation Length
1.5%/33%	-0.6%/64%	-4.6 days

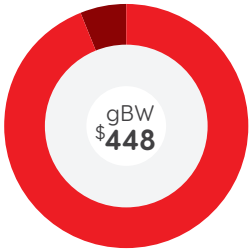

Production efficiency	$420	94%
Robustness	$28	6%

Two-year-old daughter. Owner: Bellcon Farms Trust, Te Awamutu

TOP traits

75 Daughters TOP Inspected

Management	gBV
Adapts to Milking	.25
Shed Temperament	.27
Milking Speed	-.05
Overall Opinion	.20

Conformation	gBV
Stature	.06
Capacity	.38
Rump Angle	.19
Rump Width	.33
Legs	-.18
Udder Support	.41
Front Udder	.24
Rear Udder	.33
Front Teat Placement	.12
Rear Teat Placement	.05
Teat Length	-1.02
Udder Overall	.40
Dairy Conformation	.40

New Zealand Genetics 37 %

19/01/2024

LIC Initiatives

VMSI	1470	A2 Protein	A2A2
High Input	1496	% Black	75

HOOFPRINT®

Nitrogen Efficiency

Methane Efficiency

Daughter Proven

120065 Cavalier SS **Rival**-ET S2F

Holstein-Friesian F16

Registered Pedigree (supplementary)

gBW $411/86% Rel

Individually $35.95 +gst

Classic Packs from $23.72* +gst

*Includes 10% InvestaMate discount

Premier Sire | Genomic Graduate | Top 5 Survival

Breeding Details

Breeder	D & A Perrett	**Dam**	BMRR-13-11
Sire	Spring River OL Scout S2F	**MGS**	Carsons Mecca Pulse S1F

Production gBVs

96 Daughters 41 Herds

Production Efficiency

Milkfat	Protein	Milk Volume	Liveweight
38 kg	44 kg	1080 l	41 kg
4.5 %	3.8 %		

Robustness

Fertility	Somatic Cell Count	Body Cond. Score	Functional Survival	Udder Overall
4.6 %	-0.43	0.00	5.3 %	0.75

Other

Heifer Calving Difficulty	Cow Calving Difficulty	Gestation Length
1.5%/59%	0.9%/81%	-6.4 days

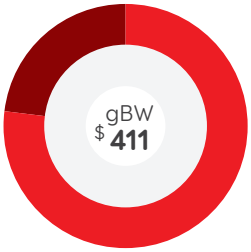

Production efficiency	$316	77%
Robustness	$95	23%

TOP traits

91 Daughters TOP Inspected

Management	gBV
Adapts to Milking	.72
Shed Temperament	.73
Milking Speed	.57
Overall Opinion	.73

Conformation	gBV
Stature	.37
Capacity	.38
Rump Angle	-.38
Rump Width	.06
Legs	-.07
Udder Support	.74
Front Udder	.63
Rear Udder	.59
Front Teat Placement	.18
Rear Teat Placement	.11
Teat Length	.06
Udder Overall	.75
Dairy Conformation	.21

New Zealand Genetics 47 %

19/01/2024

LIC Initiatives

VMSI	1490	A2 Protein	A2A2
High Input	1512	% Black	85

Two-year-old daughter. Owner: A MacKinnon & A Aitchison, Reporoa

Two-year-old daughter. Owner: Rock Solid Farms Limited, Te Awamutu

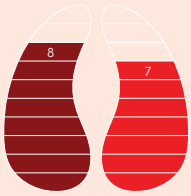

HOOFPRINT®

Nitrogen Efficiency

Methane Efficiency

Daughter Proven

119002 Bellamys DM **Galant**-ET S1F

Premier Sire | Genomic Graduate

Available in 4M

Holstein-Friesian F16

Registered Pedigree (supplementary)

gBW $420/97% Rel

Individually $35.95 +gst

Classic Packs from $23.72* +gst

*Includes 10% InvestaMate discount

Breeding Details

Breeder	J & J Bellamy	**Dam**	DWNK-16-30
Sire	Dicksons BG Mandate S1F	**MGS**	San Ray FM Beamer-ET S2F

Production gBVs

3443 Daughters 700 Herds

Production Efficiency

Milkfat	Protein	Milk Volume	Liveweight
48 kg	28 kg	110 l	54 kg
5.7 %	4.3 %		

Robustness

Fertility	Somatic Cell Count	Body Cond. Score	Functional Survival	Udder Overall
5.4 %	-0.26	0.12	2.6 %	0.33

Other

Heifer Calving Difficulty	Cow Calving Difficulty	Gestation Length
5.1%/92%	0.1%/94%	-2.1 days

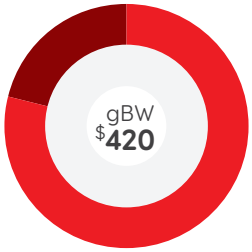

Production efficiency	$331	79%
Robustness	$89	21%

Two-year-old daughter. Owner: CL & DF Hockly Trust, Hawera

Two-year-old daughter. Owner: D.A.K Farming Ltd, Stratford

TOP traits

142 Daughters TOP Inspected

Management	gBV	-.5	0	.5	1.0
Adapts to Milking	.15				
Shed Temperament	.14				
Milking Speed	.23				
Overall Opinion	.27				
Conformation	**gBV**	**-.5**	**0**	**.5**	**1.0**
Stature	.75				
Capacity	.75				
Rump Angle	.13				
Rump Width	.98				
Legs	.09				
Udder Support	.33				
Front Udder	.43				
Rear Udder	.32				
Front Teat Placement	.00				
Rear Teat Placement	.17				
Teat Length	-.30				
Udder Overall	.33				
Dairy Conformation	.78				

New Zealand Genetics 43 %
Fertility 4 Carrier

19/01/2024

HOOFPRINT®

Nitrogen Efficiency

Methane Efficiency

LIC Initiatives

VMSI	1454	A2 Protein	A2A2
High Input	1481	% Black	40

Daughter Proven

119079 Busy Brook **Dealer**-ET S2F

Holstein-Friesian F15J1
Registered Pedigree (supplementary)

gBW $440/88% Rel

Individually $35.95 +gst

Classic Packs from $23.72* +gst

*Includes 10% InvestaMate discount

Premier Sire

Available in 4M

Breeding Details

Breeder	Busybrook	**Dam**	Busy Brook Illust May S1F
Sire	Bothwell WT Maxima S2F	**MGS**	Farside M Illustrious S3F

Production gBVs

90 Daughters 41 Herds

Production Efficiency

Milkfat	Protein	Milk Volume	Liveweight
55 kg	48 kg	1286 l	32 kg
4.7 %	3.8 %		

Robustness

Fertility	Somatic Cell Count	Body Cond. Score	Functional Survival	Udder Overall
0.4 %	0.18	-0.04	2.8 %	0.64

Other

Heifer Calving Difficulty	Cow Calving Difficulty	Gestation Length
2.6%/34%	1.2%/70%	-3.5 days

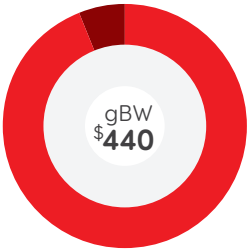

Production efficiency	$414	94%
Robustness	$26	6%

TOP traits

88 Daughters TOP Inspected

Management	gBV	-.5	0	.5	1.0
Adapts to Milking	.37				
Shed Temperament	.37				
Milking Speed	.09				
Overall Opinion	.56				
Conformation	**gBV**	**-.5**	**0**	**.5**	**1.0**
Stature	.55				
Capacity	.33				
Rump Angle	-.70				
Rump Width	.06				
Legs	-.09				
Udder Support	.68				
Front Udder	.87				
Rear Udder	.33				
Front Teat Placement	.11				
Rear Teat Placement	.11				
Teat Length	-.49				
Udder Overall	.64				
Dairy Conformation	.27				

New Zealand Genetics 45 %
Red Factor Carrier

19/01/2024

LIC Initiatives

VMSI	1513	A2 Protein	A1A2
High Input	1544	% Black	90

Two-year-old daughter. Owner: CL & DF Hockly Trust, Hawera

Two-year-old daughter. Owner: Tunaview Trust, Stratford

HOOFPRINT®

Nitrogen Efficiency

Methane Efficiency

Daughter Proven

120080 Tronnoco M **Saquoon**-ET S3F

Holstein-Friesian F16

Registered Pedigree (supplementary)

$399/86 gBW % Rel

- A2A2
- Phenomenal udders
- High production

Two-year-old daughter. Owner: Four Hoovers Limited, Hamilton

Breeding Details

Breeder	T & K O'Connor	**Dam**	Tronnoco Fire Sakela
Sire	Dicksons MH Mason-ET S2F	**MGS**	Maire Mint Fire-Up

Production gBVs — 106 Daughters 43 Herds

Milkfat	Protein	Milk	Liveweight	Fertility
56 kg	62 kg	1729 l	87 kg	-4.7 %
4.3 %	3.7 %			

Somatic Cell Count	Body Condition	Functional Survival	Cow Calving Difficulty	Gestation Length
0.50	0.12	3.6 %	-0.1%/93%	-2.4 days

TOP traits — 98 Daughters TOP Inspected

Management	gBV	-.5	0	.5	1.0
Overall Opinion	.62				
Capacity	.62				
Udder Overall	1.04				
Dairy Conformation	.68				

117068 Meander SB **Arrow**-ET S2F

Holstein-Friesian F15J1

Registered Pedigree (supplementary)

$379/98 gBW % Rel

- A1A2
- Well liked by farmers
- Great udders

Seven-year-old dam. Owner: R & A Bruin, Otautau

Breeding Details

Breeder	R & A Bruin	**Dam**	Meander FMI April S2F
Sire	San Ray FM Beamer-ET S2F	**MGS**	Farside M Illustrious S3F

Production gBVs — 8721 Daughters 1485 Herds

Milkfat	Protein	Milk	Liveweight	Fertility
41 kg	31 kg	350 l	31 kg	3.2 %
5.3 %	4.2 %			

Somatic Cell Count	Body Condition	Functional Survival	Cow Calving Difficulty	Gestation Length
0.46	0.03	3.4 %	-0.2%/99%	-6.9 days

TOP traits — 278 Daughters TOP Inspected

Management	gBV	-.5	0	.5	1.0
Overall Opinion	.61				
Capacity	.32				
Udder Overall	.78				
Dairy Conformation	.49				

119025 Woodcote MG **Macho Man**-ET

Holstein-Friesian F16

Registered Pedigree

$345/87 gBW % Rel

- A2A2
- Capacious daughters
- Well liked by farmers

Two-year-old daughter. Owner: CL & DF Hockly Trust, Hawera

Breeding Details

Breeder	Woodcote Farms	**Dam**	Woodcote Freedom Imel-ET
Sire	Maire IG Gauntlet-ET	**MGS**	Hazael Dauntless Freedom

Production gBVs — 77 Daughters 41 Herds

Milkfat	Protein	Milk	Liveweight	Fertility
40 kg	54 kg	1470 l	53 kg	-0.4 %
4.3 %	3.8 %			

Somatic Cell Count	Body Condition	Functional Survival	Cow Calving Difficulty	Gestation Length
0.45	0.04	-0.6 %	1.6%/70%	-2.2 days

TOP traits — 70 Daughters TOP Inspected

Management	gBV	-.5	0	.5	1.0
Overall Opinion	.66				
Capacity	.57				
Udder Overall	.59				
Dairy Conformation	.57				

118061 Hallville AS **Cola** S2F

Holstein-Friesian F16

Registered Pedigree (supplementary)

$349/89 gBW % Rel

- A2A2
- Excellent fertility
- Great udders

Two-year-old daughter. Owner: Bellcon Farm Trust, Te Awamutu

Breeding Details

Breeder	G & J Hall	**Dam**	Hallville BSK Coca S1F
Sire	Aron-Amy MH Salute-ET S2F	**MGS**	Bagworth SH Kingston S1F

Production gBVs — 89 Daughters 40 Herds

Milkfat	Protein	Milk	Liveweight	Fertility
24 kg	38 kg	887 l	36 kg	8.0 %
4.4 %	3.9 %			

Somatic Cell Count	Body Condition	Functional Survival	Cow Calving Difficulty	Gestation Length
0.09	0.19	3.4 %	0.0%/79%	-7.1 days

TOP traits — 82 Daughters TOP Inspected

Management	gBV	-.5	0	.5	1.0
Overall Opinion	.04				
Capacity	.15				
Udder Overall	.77				
Dairy Conformation	.24				

Individually $24.60 +gst

19/01/2024

Economy Packs from $17.01* +gst

*Includes 10% InvestaMate discount

19/01/2024

119014 Buelin BM **Equator** S2F

Holstein-Friesian F16

Registered Pedigree (supplementary)

gBW $392/98 % Rel

- A1A2
- High milkfat
- Good fertility

Six-year-old dam. Owner: CView Trust, Hawera

Breeding Details

Breeder	S Buhler	**Dam**	Glen Koru FME Erica S3F
Sire	Bothwell WT Maxima S2F	**MGS**	Fairmont Mint-Edition

Production gBVs

3405 Daughters 700 Herds

Milkfat	Protein	Milk	Liveweight	Fertility
61 kg	30 kg	888 l	55 kg	4.3 %
5.1 %	3.7 %			

Somatic Cell Count	Body Condition	Functional Survival	Cow Calving Difficulty	Gestation Length
0.02	0.09	4.0 %	0.9%/97%	-7.8 days

TOP traits

135 Daughters TOP Inspected

Management	gBV	-.5	0	.5	1.0
Overall Opinion	.65				
Capacity	.38				
Udder Overall	.25				
Dairy Conformation	.44				

117090 Tronnoco MH **Samba**-ET S3F

Holstein-Friesian F16

Registered Pedigree (supplementary)

gBW $299/97 % Rel

- A2A2
- Fantastic udders
- Well liked by farmers

Two-year-old daughter. Owner: Bellcon Farm Trust, Te Awamutu

Breeding Details

Breeder	T & K O'Connor	**Dam**	Tronnoco Maxi Sancha
Sire	Mourne Grove Hothouse S2F	**MGS**	Woodcote TF Maximiser

Production gBVs

1367 Daughters 427 Herds

Milkfat	Protein	Milk	Liveweight	Fertility
29 kg	42 kg	1046 l	31 kg	-0.1 %
4.4 %	3.8 %			

Somatic Cell Count	Body Condition	Functional Survival	Cow Calving Difficulty	Gestation Length
0.26	0.00	2.4 %	1.3%/94%	-1.8 days

TOP traits

111 Daughters TOP Inspected

Management	gBV	-.5	0	.5	1.0
Overall Opinion	.52				
Capacity	.11				
Udder Overall	.87				
Dairy Conformation	.35				

118076 Meander TT **Feature**-ET S2F

Holstein-Friesian F16

Registered Pedigree (supplementary)

gBW $380/90 % Rel

- A1A2
- Outstanding udders
- Good production

Two-year-old daughter. Owner: CL & DF Hockly Trust, Hawera

Breeding Details

Breeder	R & A Bruin	**Dam**	Meander Blade Frances-ET S2F
Sire	Tregaron Technician S2F	**MGS**	Greenwell FI Blade S3F

Production gBVs

112 Daughters 39 Herds

Milkfat	Protein	Milk	Liveweight	Fertility
36 kg	42 kg	939 l	33 kg	1.4 %
4.6 %	3.9 %			

Somatic Cell Count	Body Condition	Functional Survival	Cow Calving Difficulty	Gestation Length
-0.11	0.05	3.1 %	0.6%/96%	-2.2 days

TOP traits

106 Daughters TOP Inspected

Management	gBV	-.5	0	.5	1.0
Overall Opinion	.10				
Capacity	.32				
Udder Overall	.98				
Dairy Conformation	.41				

119077 Busy Brook **Cashpoint** S1F

Holstein-Friesian F16

Registered Pedigree (supplementary)

gBW $342/89 % Rel

- A1A2
- Phenomenal udders
- Good conformation

Red factor carrier

Two-year-old daughter. Owner: C H Land Ltd. Matamata

Breeding Details

Breeder	Busybrook	**Dam**	Busy Brook B Fizle-ET S2F
Sire	Dicksons BG Mandate S1F	**MGS**	San Ray FM Beamer-ET S2F

Production gBVs

108 Daughters 40 Herds

Milkfat	Protein	Milk	Liveweight	Fertility
45 kg	29 kg	652 l	18 kg	-1.6 %
5.0 %	3.9 %			

Somatic Cell Count	Body Condition	Functional Survival	Cow Calving Difficulty	Gestation Length
-0.23	-0.12	2.6 %	-1.2%/70%	-3.2 days

TOP traits

99 Daughters TOP Inspected

Management	gBV	-.5	0	.5	1.0
Overall Opinion	.12				
Capacity	.36				
Udder Overall	1.05				
Dairy Conformation	.62				

Individually $24.60 +gst

19/01/2024

Economy Packs from $17.01* +gst

*Includes 10% InvestaMate discount

19/01/2024

Holstein-Friesian Also Available

19/01/2024

		gBW	Rel.	Milkfat gBV	Protein gBV	Milk gBV	Liveweight gBV	Fertility gBV	SCC gBV	Functional Survival gBV	Overall Opinion gBV	Capacity gBV	Udder Overall gBV	Cow Calving Difficulty BV	Cow Calving Difficulty Rel.	Gestation Length BV	A2 Protein	Price (+GST)
118001	Waimata SB **Ransom**-ET S2F	509	98	55	60	1495	63	1.4	-0.45	5.5	0.55	0.43	0.14	0.1	97	-8.1	A2A2	$28.95
120035	MAH Super **Stardust** S1F	461	88	64	51	1217	66	2.0	0.36	2.7	0.86	0.24	0.11	1.0	94	-8.9	A2A2	$28.95
119098	Prattleys LR **Vivid**-ET S2F	431	87	38	39	751	35	4.7	-0.40	2.6	0.25	0.11	0.14	1.2	71	-2.8	A2A2	$26.95
118103	Woodcote BG **Victory** S1F	429	90	62	50	906	85	1.8	0.74	2.4	0.46	0.12	0.23	0.2	96	-7.9	A2A2	$26.95
120041	Makkers **Moneymoon** S2F	403	86	50	34	482	34	1.7	-0.19	2.6	0.24	0.17	0.15	1.8	89	-3.8	A2A2	$24.95
115080	Westedge VHR **Sweet As** S2F	403	99	53	39	759	40	1.0	0.17	2.3	0.28	0.05	0.29	1.0	98	-6.0	A2A2	$24.95
118042	Dicksons MH **Mason**-ET S2F	393	98	42	44	1216	43	3.4	0.00	2.6	0.44	0.19	0.56	-0.4	95	-1.2	A2A2	$22.95
115021	Gordons AM **Lancelot** S3F	387	99	35	38	630	31	2.4	0.04	3.9	0.35	0.65	0.42	0.7	99	-2.1	A1A1	$22.95
117057	Maire GL **Graduate**-ET^	379	97	41	41	682	41	0.1	0.15	2.4	0.09	0.02	0.79	1.9	83	-0.3	A1A1	$21.95
120026	Bellamys DM **Glider**-ET S2F	377	85	37	36	809	18	3.8	0.30	4.0	0.56	0.53	0.14	-0.9	76	-1.6	A2A2	$21.95
117044	Telesis GI **Esquire** S2F	361	98	26	36	832	22	8.0	0.04	3.8	0.35	0.40	0.47	0.1	91	-3.3	A2A2	$21.95
118071	Glenmead SB **Trapeze** S1F	353	98	30	23	180	14	4.7	-0.07	2.1	0.37	0.50	0.64	0.2	95	-5.9	A2A2	$20.95
119043	Lightburn DM **Glycol** S2F^	351	97	39	32	739	12	2.1	0.07	4.5	0.72	0.45	0.52	0.1	90	0.7	A1A2	$20.95
115046	Tralee GB **Resonate**-ET S3F	337	99	33	22	221	38	4.9	-0.19	3.6	0.40	0.48	0.38	0.2	95	-3.6	A1A2	$20.95
119004	Ionic GB **Cluedo** S1F	336	95	28	36	634	54	4.2	-0.21	4.4	0.24	0.36	0.64	4.0	81	-2.7	A1A2	$20.95
118032	Paynes LR **Pacman**-ET S2F	332	90	31	30	247	45	0.5	-0.20	3.8	0.51	0.28	0.44	6.6	88	-2.1	A1A2	$20.95
117067	Meander KJ **Rhapsody** S2F	330	90	44	34	975	54	3.6	-0.29	2.2	0.26	0.28	0.19	-0.1	80	-3.8	A1A2	$19.95
114007	Busy Brook WTP **Vector** S3F^	327	100	40	39	971	114	5.3	-0.19	3.3	0.66	0.95	0.54	0.0	98	-2.2	A1A1	$19.95
116065	Dicksons BG **Mandate** S1F	325	99	26	21	201	5	6.9	-0.37	2.4	0.28	0.33	0.66	-1.4	94	-2.3	A2A2	$19.95
119012	Fanana BM **Excellent** S2F	319	90	36	19	447	24	3.4	-0.18	5.5	0.39	0.38	1.28	0.3	77	-4.0	A2A2	$18.95
111036	Arkan FM **Buster**-ET S2F	318	100	37	23	362	21	4.6	0.30	1.9	0.32	0.47	0.34	0.5	98	-2.1	A1A2	$18.95
113120	Bothwell WT **Maxima** S2F	318	100	35	26	591	19	2.1	-0.15	3.8	0.47	0.23	0.85	0.8	97	-1.6	A1A2	$18.95
116108	Busy Brook MGH **Mordor** S2F^	318	97	23	34	931	32	4.4	-0.01	5.1	0.32	0.08	0.58	0.0	83	-0.5	A2A2	$18.95
118068	Bagworth GI **Original** S3F^	317	98	44	34	549	88	4.9	0.17	3.1	0.26	0.15	0.28	2.2	95	-3.7	A1A2	$18.95
119039	Greenwell AB **Braze**-ET S2F^	316	93	35	27	179	95	6.2	0.00	6.2	0.79	0.79	0.32	-0.1	74	-8.0	A2A2	$16.95
113070	Greenwell FI **Blade** S3F^	316	99	31	34	592	54	0.6	0.12	2.5	0.36	0.51	0.84	1.7	94	-4.0	A1A2	$16.95
116036	Arkan MGH **Backdrop**-ET S2F	310	99	21	24	173	70	8.7	0.01	6.0	0.49	0.28	0.23	-0.2	97	-6.8	A1A2	$16.95
116015	Paynes BG **Archie** S1F	304	98	52	29	747	65	1.2	0.09	2.4	0.44	0.11	0.63	1.1	97	3.1	A1A2	$16.95
119010	Johnsons HF **Ryder**-ET S2F	304	97	27	30	693	23	3.6	0.01	1.9	0.46	0.56	0.56	0.9	89	-9.3	A2A2	$16.95
111067	Byreburn PF **Eternal** S2F↑	300	99	29	26	684	33	2.3	-0.32	5.0	0.15	0.29	0.23	0.0	96	-0.2	A2A2	$14.95
114023	Arkan Ran **Bandito** S3F^	297	99	26	29	471	37	0.8	-0.19	1.7	0.38	0.61	0.39	0.1	83	-3.4	A1A2	$14.95
113043	Adams BR **Ultimate** S3F^	297	99	41	25	532	30	0.2	0.17	1.8	0.56	0.27	0.36	0.3	86	0.2	A1A2	$14.95
118059	Lightburn AB **Riptide** S3F	296	98	17	36	794	61	4.1	-0.34	1.8	0.20	0.69	1.08	-0.9	91	-2.7	A2A2	$14.95
119094	Tronnoco BBV **Sniper**	293	88	45	37	1011	107	0.4	-0.08	2.4	0.57	0.75	0.87	0.6	71	-1.7	A1A2	$12.95
118056	Lightburn MG **Relic** S2F	293	96	20	33	374	72	4.3	-0.22	1.3	0.12	0.76	0.18	0.0	90	-5.1	A2A2	$12.95
110049	Savannahs HF **Hammer** S1F	291	100	26	28	681	21	2.9	-0.30	3.7	0.36	0.17	0.49	-0.3	98	-2.8	A2A2	$12.95
112032	Jacles **Boy Jaks** S2F	288	99	31	27	586	17	2.8	0.18	3.5	0.05	0.84	0.14	-1.2	95	-2.5	A2A2	$12.95
115023	Tanglewood MT **Kauri** S2F^#	288	96	35	22	283	53	3.9	-0.14	2.3	0.47	0.16	0.23	0.4	72	-0.7	A1A2	$10.95
118051	Greenwell DM **Alcatraz** S1F	287	98	13	20	150	-8	6.0	-0.42	3.3	0.37	0.41	0.57	0.3	79	-4.8	A1A2	$10.95
113042	Charltons FI **Finalcut** S2F^	281	98	36	16	186	74	8.7	-0.05	3.6	0.27	0.18	0.74	0.6	87	-3.3	A1A2	$10.95
117088	Spring River OL **Scout** S2F	280	98	35	40	1318	48	2.0	0.20	4.2	0.67	0.40	0.60	0.9	88	2.1	A2A2	$10.95

Red Factor carrier ↑ SCS carrier ^ Recessive Fertility Gene carrier

Jersey

For updated bull information after each AE run, scan the QR code

Jersey

Top 5 Combined Rankings

Breeding Worth

National herd breed average
$ 255

Code	Name	gBW/Rel
323020	Anjo Lotto **Edmonton**-ET	577/57
323028	Hawthorn Grove L **Zoltin**-ET	572/56
323201	Williams Brisbane **Frenzy**	572/48
323033	Glenhaven Brisbane **Lonic**	560/47
323048	Greenmile Buzz **Verstappen**	550/46

Protein

National herd breed average
4 kg

Code	Name	gBV
323020	Anjo Lotto **Edmonton**-ET	32
323201	Williams Brisbane **Frenzy**	29
319066	Tironui GB **Montage**-ET	26
319019	Glenui BT **Liberation**-ET	25
320029	Rockland LQ **Berkly**	24

Milkfat

National herd breed average
16 kg

Code	Name	gBV
320029	Rockland LQ **Berkly**	61
322037	Glanton KFP **Burnley**	59
318001	Okura Pepper **Lucca**	57
323028	Hawthorn Grove L **Zoltin**-ET	54
323048	Greenmile Buzz **Verstappen**	53

Milk Volume

National herd breed average
-294 litres

Code	Name	gBV
323020	Anjo Lotto **Edmonton**-ET	138
319030	Grantz BC **Hendrix** ET S3J	121
319019	Glenui BT **Liberation**-ET	40
319066	Tironui GB **Montage**-ET	23
320014	Evleen GL **Lighthouse**	12

Fertility

National herd breed average
3.4 %

Code	Name	gBV
323033	Glenhaven Brisbane **Lonic**	11.6
323014	Glanton Berkly **Parkes**	11.2
322001	Paynes Titus **Excelsior**-ET	10.5
319030	Grantz BC **Hendrix** ET S3J	10.4
323201	Williams Brisbane **Frenzy**	10.3

Jersey

Functional Survival

National herd breed average
1.1 %

Code	Name	gBV
323201	Williams Brisbane **Frenzy**	5.1
323014	Glanton Berkly **Parkes**	5.0
322002	Paynes RB **Generation**-ET	4.8
323207	Glanton CMM **Burton**	4.7
323023	Paynes Titus **Eclaire**	4.6

Capacity

National herd breed average
0.25

Code	Name	gBV
320011	Kaimatarau Flint **Popeye**	1.03
319066	Tironui GB **Montage**-ET	0.88
320014	Evleen GL **Lighthouse**	0.86
319019	Glenui BT **Liberation**-ET	0.85
323023	Paynes Titus **Eclaire**	0.81

Udder Overall

National herd breed average
0.29

Code	Name	gBV
323036	Greenmile Berkly **Leclerc**	1.12
323014	Glanton Berkly **Parkes**	1.10
322205	Lynbrook Trigg **Bravado**	0.98
323008	Tironui Buzz **Zazu**	0.94
323206	Lynbrook TN **Te Anau**	0.93

Stature

National herd breed average
-0.82

Code	Name	gBV
323014	Glanton Berkly **Parkes**	-0.02
320029	Rockland LQ **Berkly**	-0.14
319030	Grantz BC **Hendrix** ET S3J	-0.21
323201	Williams Brisbane **Frenzy**	-0.28
322002	Paynes RB **Generation**-ET	-0.33

Liveweight

National herd breed average
-42 kg

Code	Name	gBV
323014	Glanton Berkly **Parkes**	8
319030	Grantz BC **Hendrix** ET S3J	4
323023	Paynes Titus **Eclaire**	2
320011	Kaimatarau Flint **Popeye**	0
323201	Williams Brisbane **Frenzy**	-4

Genomically Selected

Want the very latest genetics?

Individually	$35.65
Genomic Packs from	$29.16*

*Includes 10% InvestaMate discount

323028 Hawthorn Grove L **Zoltin**-ET

Jersey J16

Registered Pedigree

gBW $572/56% Rel

Breeding Details

Breeder	R & J Monk		
Sire	Shelby BC Lotto ET S3J	**MGS**	Okura Tironui BT Marco ET
Dam	Hawthorn Grove Hutton	**MGD**	Hawthorn Grove Beoncye
gBW/Rel	593/62	**gBW/Rel**	477/68
PW/Rel	778/71	**PW/Rel**	476/91

Genomic Production gBVs

Production Efficiency

Milkfat	Protein	Milk Volume	Liveweight
54 kg	22 kg	-110 l	-42 kg
6.1 %	4.4 %		

Robustness

Fertility	Somatic Cell Count	Body Cond. Score	Functional Survival	Udder Overall
8.2 %	0.00	-0.05	3.8 %	0.80

Other

Heifer Calving Diff.	Cow Calving Diff.	Gestation Length
-1.8%/32%	-1.1%/33%	-2.7 days

Genomic TOP traits

	gBV
Adapts to Milking	.40
Shed Temperament	.39
Milking Speed	.40
Overall Opinion	.43
Stature	-.54
Capacity	.16
Rump Angle	-.53
Rump Width	.22
Legs	.07
Udder Support	.56
Front Udder	.46
Rear Udder	.94
Front Teat Placement	.19
Rear Teat Placement	-.15
Teat Length	.25
Udder Overall	.80
Dairy Conformation	.27

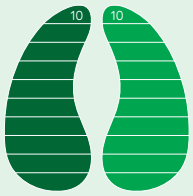

HOOFPRINT®

Nitrogen Efficiency

Methane Efficiency

LIC Initiatives

VMSI	1536	A2 Protein	A2A2
High Input	1606		

322205 Lynbrook Trigg **Bravado**

Jersey J16

Registered Pedigree

$520/58% gBW Rel

Breeding Details

Breeder	S & N Ireland		
Sire	Thornwood Degree Trigger	**MGS**	Braedene PAS Triplestar
Dam	Lynbrook Star Bowie	**MGD**	Lynbrook Connack Bowie
gBW/Rel	571/68	**gBW/Rel**	435/68
PW/Rel	768/94	**PW/Rel**	483/91

Genomic Production gBVs

Production Efficiency

Milkfat	Protein	Milk Volume	Liveweight
36 kg	17 kg	-474 l	-38 kg
6.2 %	4.6 %		

Robustness

Fertility	Somatic Cell Count	Body Cond. Score	Functional Survival	Udder Overall
7.8 %	-0.25	0.09	2.7 %	0.98

Other

Heifer Calving Diff.	Cow Calving Diff.	Gestation Length
-2.3%/57%	-1.9%/75%	-5.9 days

Genomic TOP traits

	gBV
Adapts to Milking	-.19
Shed Temperament	-.21
Milking Speed	.11
Overall Opinion	.02
Stature	-.71
Capacity	.61
Rump Angle	-.45
Rump Width	-.10
Legs	.14
Udder Support	.68
Front Udder	.63
Rear Udder	1.13
Front Teat Placement	.39
Rear Teat Placement	.28
Teat Length	-.80
Udder Overall	.98
Dairy Conformation	.62

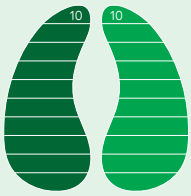

HOOFPRINT®

Nitrogen Efficiency

Methane Efficiency

LIC Initiatives

VMSI	1492	A2 Protein	A2A2
High Input	1548		

323014 Glanton Berkly **Parkes**

Jersey J16

Registered Pedigree

$536/54% gBW Rel

Breeding Details

Breeder	R & A Thwaites		
Sire	Rockland LQ Berkly	**MGS**	Bells CM Conrad S2J
Dam	Glanton Conrad Piper S3J	**MGD**	Glanton Presley Philline
gBW/Rel	465/63	**gBW/Rel**	399/65
PW/Rel	440/89	**PW/Rel**	377/90

Genomic Production gBVs

Production Efficiency

Milkfat	Protein	Milk Volume	Liveweight
51 kg	19 kg	-360 l	8 kg
6.3 %	4.6 %		

Robustness

Fertility	Somatic Cell Count	Body Cond. Score	Functional Survival	Udder Overall
11.2 %	-0.23	0.12	5.0 %	1.10

Other

Heifer Calving Diff.	Cow Calving Diff.	Gestation Length
-2.1%/31%	-0.8%/33%	-0.5 days

Genomic TOP traits

	gBV
Adapts to Milking	.44
Shed Temperament	.45
Milking Speed	.25
Overall Opinion	.52
Stature	-.02
Capacity	.41
Rump Angle	-.28
Rump Width	-.17
Legs	-.10
Udder Support	.88
Front Udder	.95
Rear Udder	1.25
Front Teat Placement	.16
Rear Teat Placement	.10
Teat Length	.16
Udder Overall	1.10
Dairy Conformation	.58

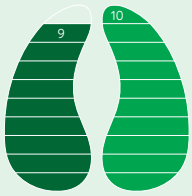

HOOFPRINT®

Nitrogen Efficiency

Methane Efficiency

LIC Initiatives

VMSI	1563	A2 Protein	A2A2
High Input	1626		

322001 Paynes Titus **Excelsior**-ET

Jersey J16

Registered Pedigree

$546/58% gBW Rel

Breeding Details

Breeder	B & C Payne		
Sire	Thornwood Banff Titus	**MGS**	Okura LT Integrity
Dam	Paynes 13-60 S3J	**MGD**	BGKN-09-37
gBW/Rel	545/76	**gBW/Rel**	286/56
PW/Rel	1020/96	**PW/Rel**	508/89

Genomic Production gBVs

Production Efficiency

Milkfat	Protein	Milk Volume	Liveweight
44 kg	15 kg	-364 l	-32 kg
6.2 %	4.5 %		

Robustness

Fertility	Somatic Cell Count	Body Cond. Score	Functional Survival	Udder Overall
10.5 %	-0.29	0.12	4.0 %	0.72

Other

Heifer Calving Diff.	Cow Calving Diff.	Gestation Length
-2.6%/42%	-1.5%/68%	-4.6 days

Genomic TOP traits

	gBV
Adapts to Milking	.29
Shed Temperament	.29
Milking Speed	.20
Overall Opinion	.36
Stature	-.70
Capacity	.27
Rump Angle	.06
Rump Width	.30
Legs	.10
Udder Support	.62
Front Udder	.58
Rear Udder	.92
Front Teat Placement	.00
Rear Teat Placement	.11
Teat Length	-.23
Udder Overall	.72
Dairy Conformation	.41

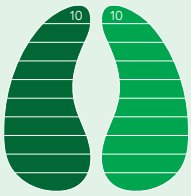

HOOFPRINT®

Nitrogen Efficiency

Methane Efficiency

LIC Initiatives

VMSI	1507	A2 Protein	A2A2
High Input	1562		

322037 Glanton KFP **Burnley**

Jersey J16

Registered Pedigree

$526/55% gBW Rel

Two-year-old dam. Owner: Glanton Holdings Limited, Hawera

Breeding Details

Breeder	R & A Thwaites		
Sire	Kaimatarau Flint Popeye	**MGS**	Glenui Super Lamar
Dam	Glanton Lamar Blysse	**MGD**	Glanton Tana Blysse ET
gBW/Rel	583/65	**gBW/Rel**	404/75
PW/Rel	750/70	**PW/Rel**	633/92

Genomic Production gBVs

Production Efficiency

Milkfat	Protein	Milk Volume	Liveweight
59 kg	18 kg	-318 l	-22 kg
6.5 %	4.5 %		

Robustness

Fertility	Somatic Cell Count	Body Cond. Score	Functional Survival	Udder Overall
0.0 %	-0.09	0.13	3.1 %	0.38

Other

Heifer Calving Diff.	Cow Calving Diff.	Gestation Length
-0.1%/70%	-1.9%/82%	-2.4 days

Genomic TOP traits

	gBV
Adapts to Milking	.43
Shed Temperament	.44
Milking Speed	.14
Overall Opinion	.44
Stature	-.58
Capacity	.80
Rump Angle	-.13
Rump Width	.26
Legs	.18
Udder Support	.36
Front Udder	.28
Rear Udder	.42
Front Teat Placement	.05
Rear Teat Placement	.12
Teat Length	.44
Udder Overall	.38
Dairy Conformation	.70

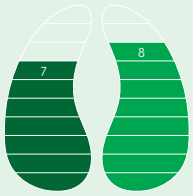

HOOFPRINT®

Nitrogen Efficiency

Methane Efficiency

LIC Initiatives

VMSI	1492	A2 Protein	A2A2
High Input	1514		

323206 Lynbrook TN **Te Anau**

Jersey J16

Registered Pedigree

gBW $507/47% Rel

Three-year-old dam. Owner: Lynbrook Farm Ltd, Temuka

Breeding Details

Breeder	S & N Ireland		
Sire	Tawa Grove MV Ngatoro	**MGS**	Global Future Direction P
Dam	Lynbrook GFD Trick ET	**MGD**	Lynbrook Integ Trick
gBW/Rel	393/67	**gBW/Rel**	417/67
PW/Rel	396/90	**PW/Rel**	328/91

Genomic Production gBVs

Production Efficiency

Milkfat	Protein	Milk Volume	Liveweight
50 kg	19 kg	-24 l	-29 kg
5.9 %	4.2 %		

Robustness

Fertility	Somatic Cell Count	Body Cond. Score	Functional Survival	Udder Overall
5.9 %	-0.05	0.07	3.5 %	0.93

Other

Heifer Calving Diff.	Cow Calving Diff.	Gestation Length
-2.9%/30%	-1.1%/29%	-1.6 days

Genomic TOP traits

	gBV
Adapts to Milking	.06
Shed Temperament	.06
Milking Speed	-.07
Overall Opinion	.16
Stature	-.62
Capacity	.45
Rump Angle	-.43
Rump Width	-.25
Legs	.12
Udder Support	.82
Front Udder	.82
Rear Udder	.91
Front Teat Placement	.22
Rear Teat Placement	.34
Teat Length	.28
Udder Overall	.93
Dairy Conformation	.45

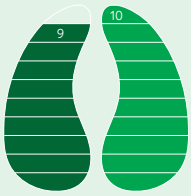

HOOFPRINT®

Nitrogen Efficiency

Methane Efficiency

LIC Initiatives

VMSI	1505	A2 Protein	A2A2
High Input	1562		

323036 Greenmile Berkly **Leclerc**

Jersey J16

Registered Pedigree

gBW $495/54% Rel

Breeding Details

Breeder	B & B Jensen		
Sire	Rockland LQ Berkly	**MGS**	Greenmile MM Maimai ET
Dam	Greenmile Florences	**MGD**	Greenmile 13-73-ET
gBW/Rel	473/64	**gBW/Rel**	413/56
PW/Rel	651/90	**PW/Rel**	572/89

Genomic Production gBVs

Production Efficiency

Milkfat	Protein	Milk Volume	Liveweight
42 kg	18 kg	-303 l	-49 kg
6.1 %	4.5 %		

Robustness

Fertility	Somatic Cell Count	Body Cond. Score	Functional Survival	Udder Overall
4.8 %	-0.43	-0.14	2.4 %	1.12

Other

Heifer Calving Diff.	Cow Calving Diff.	Gestation Length
-2.1%/30%	-0.7%/32%	0.4 days

Genomic TOP traits

	gBV
Adapts to Milking	.45
Shed Temperament	.45
Milking Speed	.16
Overall Opinion	.48
Stature	-.60
Capacity	-.08
Rump Angle	-.40
Rump Width	-.38
Legs	.07
Udder Support	.87
Front Udder	.92
Rear Udder	1.26
Front Teat Placement	.21
Rear Teat Placement	.10
Teat Length	.61
Udder Overall	1.12
Dairy Conformation	.06

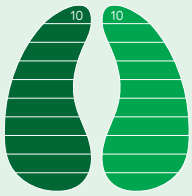

HOOFPRINT®

Nitrogen Efficiency

Methane Efficiency

LIC Initiatives

VMSI	1525	A2 Protein	A2A2
High Input	1553		

323023 Paynes Titus **Eclaire**

Jersey J16

Registered Pedigree

gBW $547/57% Rel

Breeding Details

Breeder	B & C Payne		
Sire	Thornwood Banff Titus	**MGS**	Crescent Excell Monopoly
Dam	Paynes 19-23 ET	**MGD**	Paynes 13-60 S3J
gBW/Rel	562/71	**gBW/Rel**	545/76
PW/Rel	810/80	**PW/Rel**	1020/96

Genomic Production gBVs

Production Efficiency

Milkfat	Protein	Milk Volume	Liveweight
52 kg	14 kg	-699 l	2 kg
6.9 %	4.8 %		

Robustness

Fertility	Somatic Cell Count	Body Cond. Score	Functional Survival	Udder Overall
9.5 %	0.14	0.28	4.6 %	0.75

Other

Heifer Calving Diff.	Cow Calving Diff.	Gestation Length
-2.1%/35%	-1.1%/34%	-2.2 days

Genomic TOP traits

	gBV
Adapts to Milking	.46
Shed Temperament	.46
Milking Speed	.29
Overall Opinion	.54
Stature	-.55
Capacity	.81
Rump Angle	-.07
Rump Width	.30
Legs	.13
Udder Support	.58
Front Udder	.74
Rear Udder	.98
Front Teat Placement	-.11
Rear Teat Placement	-.26
Teat Length	.08
Udder Overall	.75
Dairy Conformation	.74

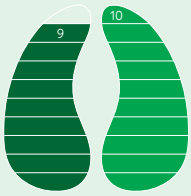

HOOFPRINT®

Nitrogen Efficiency

Methane Efficiency

LIC Initiatives

VMSI	1509	A2 Protein	A2A2
High Input	1578		

323201 Williams Brisbane **Frenzy**

Jersey J16

Registered Pedigree

gBW $572/48% Rel

Seven-year-old dam. Owner: Totara Dairy Ltd, Hikurangi

Breeding Details

Breeder	M Williams		
Sire	Glanton Flynn Brisbane	**MGS**	Lynbrook Terrific ET S3J
Dam	Williams Terrific Emma ET	**MGD**	Williams Maunga Fab
gBW/Rel	450/73	**gBW/Rel**	351/71
PW/Rel	334/97	**PW/Rel**	363/92

Genomic Production gBVs

Production Efficiency

Milkfat	Protein	Milk Volume	Liveweight
46 kg	29 kg	-55 l	-4 kg
5.8 %	4.5 %		

Robustness

Fertility	Somatic Cell Count	Body Cond. Score	Functional Survival	Udder Overall
10.3 %	-0.04	0.24	5.1 %	0.42

Other

Heifer Calving Diff.	Cow Calving Diff.	Gestation Length
-2.6%/28%	-0.7%/33%	-4.5 days

Genomic TOP traits

	gBV
Adapts to Milking	.55
Shed Temperament	.56
Milking Speed	.33
Overall Opinion	.67
Stature	-.28
Capacity	.69
Rump Angle	-.19
Rump Width	.11
Legs	.15
Udder Support	.35
Front Udder	.45
Rear Udder	.44
Front Teat Placement	.02
Rear Teat Placement	-.04
Teat Length	-.19
Udder Overall	.42
Dairy Conformation	.68

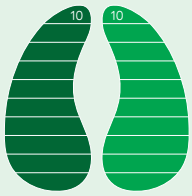

HOOFPRINT®

Nitrogen Efficiency

Methane Efficiency

LIC Initiatives

VMSI	1525	A2 Protein	A2A2
High Input	1586		

323020 Anjo Lotto **Edmonton**-ET

Jersey J16

Registered Pedigree

gBW $577/57% Rel

Breeding Details

Breeder	J & A Schouten		
Sire	Shelby BC Lotto ET S3J	**MGS**	Okura Goldie Index
Dam	JGKK-17-22	**MGD**	Doughboy 12-48 S3J
gBW/Rel	511/65	**gBW/Rel**	419/60
PW/Rel	989/88	**PW/Rel**	376/91

Genomic Production gBVs

Production Efficiency

Milkfat	Protein	Milk Volume	Liveweight
51 kg	32 kg	138 l	-27 kg
5.7 %	4.3 %		

Robustness

Fertility	Somatic Cell Count	Body Cond. Score	Functional Survival	Udder Overall
4.9 %	-0.15	0.15	2.9 %	0.32

Other

Heifer Calving Diff.	Cow Calving Diff.	Gestation Length
-1.9%/33%	-1.1%/34%	-2.0 days

Genomic TOP traits

	gBV
Adapts to Milking	.13
Shed Temperament	.11
Milking Speed	.39
Overall Opinion	.30
Stature	-.87
Capacity	.60
Rump Angle	-.27
Rump Width	.20
Legs	.29
Udder Support	.11
Front Udder	.25
Rear Udder	.38
Front Teat Placement	.24
Rear Teat Placement	.15
Teat Length	-.19
Udder Overall	.32
Dairy Conformation	.54

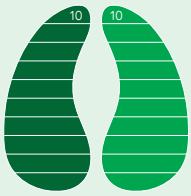

HOOFPRINT®

Nitrogen Efficiency

Methane Efficiency

LIC Initiatives

VMSI	1527	A2 Protein	A2A2
High Input	1560		

323008 Tironui Buzz **Zazu**

Jersey J16

Registered Pedigree

gBW $545/47% Rel

Three-year-old dam. Owner: Ede Investments Ltd, Taupiri

Breeding Details

Breeder	M & J Gibb		
Sire	Lynbrook PC Buzz ET	**MGS**	Glanton Desi Banff
Dam	Tironui 20-71	**MGD**	DFYL-17-66
gBW/Rel	568/65	**gBW/Rel**	426/53
PW/Rel	520/77	**PW/Rel**	407/84

Genomic Production gBVs

Production Efficiency

Milkfat	Protein	Milk Volume	Liveweight
50 kg	22 kg	-365 l	-41 kg
6.3 %	4.6 %		

Robustness

Fertility	Somatic Cell Count	Body Cond. Score	Functional Survival	Udder Overall
3.7 %	0.09	0.00	2.0 %	0.94

Other

Heifer Calving Diff.	Cow Calving Diff.	Gestation Length
-2.4%/24%	-0.6%/20%	-1.3 days

Genomic TOP traits

	gBV
Adapts to Milking	.49
Shed Temperament	.48
Milking Speed	.35
Overall Opinion	.64
Stature	-.99
Capacity	.67
Rump Angle	-.40
Rump Width	-.10
Legs	.16
Udder Support	.67
Front Udder	.98
Rear Udder	.85
Front Teat Placement	.29
Rear Teat Placement	-.05
Teat Length	.15
Udder Overall	.94
Dairy Conformation	.71

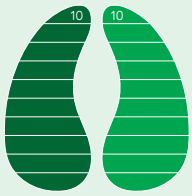

HOOFPRINT®

Nitrogen Efficiency

Methane Efficiency

LIC Initiatives

VMSI	1546	A2 Protein	A2A2
High Input	1585		

323048 Greenmile Buzz **Verstappen**

Jersey J16

Registered Pedigree

$550/46% gBW Rel

Breeding Details

Breeder	B & B Jensen		
Sire	Lynbrook PC Buzz ET	**MGS**	Glanton Desi Banff
Dam	Greenmile Banff Helga	**MGD**	Greenmile Presly Helga ET
gBW/Rel	476/62	**gBW/Rel**	332/70
PW/Rel	463/66	**PW/Rel**	306/91

Genomic Production gBVs

Production Efficiency

Milkfat	Protein	Milk Volume	Liveweight
53 kg	15 kg	-405 l	-40 kg
6.5 %	4.5 %		

Robustness

Fertility	Somatic Cell Count	Body Cond. Score	Functional Survival	Udder Overall
5.9 %	-0.34	0.00	3.1 %	0.53

Other

Heifer Calving Diff.	Cow Calving Diff.	Gestation Length
-2.1%/24%	-0.7%/21%	-3.5 days

Genomic TOP traits

	gBV
Adapts to Milking	.29
Shed Temperament	.28
Milking Speed	.35
Overall Opinion	.46
Stature	-.77
Capacity	.45
Rump Angle	-.29
Rump Width	-.21
Legs	.16
Udder Support	.32
Front Udder	.63
Rear Udder	.48
Front Teat Placement	.13
Rear Teat Placement	-.26
Teat Length	.38
Udder Overall	.53
Dairy Conformation	.43

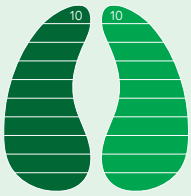

HOOFPRINT®

Nitrogen Efficiency

Methane Efficiency

LIC Initiatives

VMSI	1514	A2 Protein	A2A2
High Input	1540		

323207 Glanton CMM **Burton**

Jersey J16

Registered Pedigree

$508/54% gBW Rel

Two-year-old dam. Owner: Glanton Holdings Ltd, Hawera

Breeding Details

Breeder	R & A Thwaites		
Sire	Charltons Misty Magnify	**MGS**	Foxton Dane Cobra S3J ET
Dam	Glanton Cobra Beatrix ET	**MGD**	Glanton Triple Baxter ET
gBW/Rel	564/62	**gBW/Rel**	570/67
PW/Rel	777/73	**PW/Rel**	818/89

Genomic Production gBVs

Production Efficiency

Milkfat	Protein	Milk Volume	Liveweight
38 kg	18 kg	-237 l	-26 kg
5.9 %	4.4 %		

Robustness

Fertility	Somatic Cell Count	Body Cond. Score	Functional Survival	Udder Overall
9.3 %	-0.06	0.22	4.7 %	0.77

Other

Heifer Calving Diff.	Cow Calving Diff.	Gestation Length
-2.2%/34%	-0.8%/33%	-4.3 days

Genomic TOP traits

	gBV
Adapts to Milking	.35
Shed Temperament	.34
Milking Speed	.45
Overall Opinion	.38
Stature	-.88
Capacity	.44
Rump Angle	-.58
Rump Width	-.19
Legs	.06
Udder Support	.53
Front Udder	.89
Rear Udder	.64
Front Teat Placement	.17
Rear Teat Placement	-.40
Teat Length	.27
Udder Overall	.77
Dairy Conformation	.61

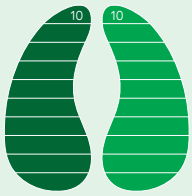

HOOFPRINT®

Nitrogen Efficiency

Methane Efficiency

LIC Initiatives

VMSI	1460	A2 Protein	A2A2
High Input	1518		

322002 Paynes RB **Generation**-ET

Jersey J16

Registered Pedigree

$539/55% gBW Rel

Breeding Details

Breeder	B & C Payne		
Sire	Rockland LQ Berkly	**MGS**	Camp BC Trojan S3J
Dam	Paynes 19-132 ET	**MGD**	Paynes 16-11
gBW/Rel	446/67	**gBW/Rel**	314/75
PW/Rel	713/90	**PW/Rel**	133/96

Genomic Production gBVs

Production Efficiency

Milkfat	Protein	Milk Volume	Liveweight
49 kg	17 kg	-587 l	-23 kg
6.7 %	4.8 %		

Robustness

Fertility	Somatic Cell Count	Body Cond. Score	Functional Survival	Udder Overall
8.0 %	0.12	0.04	4.8 %	0.71

Other

Heifer Calving Diff.	Cow Calving Diff.	Gestation Length
-4.3%/52%	-1.0%/70%	-1.9 days

Genomic TOP traits

	gBV
Adapts to Milking	.57
Shed Temperament	.56
Milking Speed	.57
Overall Opinion	.64
Stature	-.33
Capacity	.23
Rump Angle	-.40
Rump Width	-.26
Legs	-.03
Udder Support	.59
Front Udder	.72
Rear Udder	.95
Front Teat Placement	-.18
Rear Teat Placement	-.30
Teat Length	.18
Udder Overall	.71
Dairy Conformation	.27

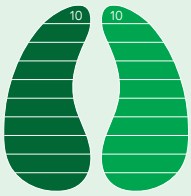

HOOFPRINT®

Nitrogen Efficiency

Methane Efficiency

LIC Initiatives

VMSI	1530	A2 Protein	A2A2
High Input	1569		

323033 Glenhaven Brisbane **Lonic**

Jersey J16

Registered Pedigree

$560/47% gBW Rel

Four-year-old dam. Owner: B Dyson, Taupiri

Breeding Details

Breeder	B Dyson		
Sire	Glanton Flynn Brisbane	**MGS**	Cresent Excell Misty ET
Dam	Glenhaven 19-67	**MGD**	Glenhaven 09-4
gBW/Rel	479/68	**gBW/Rel**	395/73
PW/Rel	495/89	**PW/Rel**	466/92

Genomic Production gBVs

Production Efficiency

Milkfat	Protein	Milk Volume	Liveweight
44 kg	14 kg	-579 l	-14 kg
6.5 %	4.7 %		

Robustness

Fertility	Somatic Cell Count	Body Cond. Score	Functional Survival	Udder Overall
11.6 %	-0.40	0.25	4.1 %	0.57

Other

Heifer Calving Diff.	Cow Calving Diff.	Gestation Length
-2.5%/28%	-0.8%/32%	-6.3 days

Genomic TOP traits

	gBV
Adapts to Milking	.47
Shed Temperament	.48
Milking Speed	.16
Overall Opinion	.52
Stature	-.55
Capacity	.55
Rump Angle	.10
Rump Width	.08
Legs	.10
Udder Support	.49
Front Udder	.61
Rear Udder	.54
Front Teat Placement	.11
Rear Teat Placement	.17
Teat Length	-.15
Udder Overall	.57
Dairy Conformation	.50

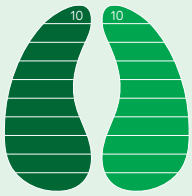

HOOFPRINT®

Nitrogen Efficiency

Methane Efficiency

LIC Initiatives

VMSI	1504	A2 Protein	A2A2
High Input	1561		

318001 Okura Pepper **Lucca**

Top 5 Milkfat

Available in 4M

Jersey J16

Registered Pedigree

gBW $503/90% Rel

Individually $35.95 +gst

Classic Packs from $23.72* +gst

*Includes 10% InvestaMate discount

Breeding Details

Breeder	L & L Beehre	**Dam**	Okura OLI Lilac
Sire	Roma Degree Pepper	**MGS**	Okura LT Integrity

Production gBVs

90 Daughters 41 Herds

Production Efficiency

Milkfat	Protein	Milk Volume	Liveweight
57 kg	19 kg	-30 l	-33 kg
6.0 %	4.2 %		

Robustness

Fertility	Somatic Cell Count	Body Cond. Score	Functional Survival	Udder Overall
1.8 %	-0.19	0.04	2.8 %	0.46

Other

Heifer Calving Difficulty	Cow Calving Difficulty	Gestation Length
-1.6%/82%	-1.0%/87%	4.3 days

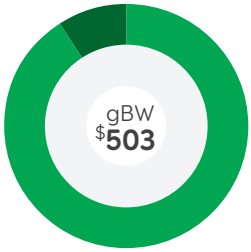

Production efficiency	458	91%
Robustness	45	9%

Six-year-old dam. Owner: Kowhai Properties Ltd, Hikurangi

Four-year-old daughter. Owner: Puketaha Farming Enterprises, Taupiri

TOP traits

83 Daughters TOP Inspected

Management	gBV	-.5	0	.5	1.0
Adapts to Milking	.75				
Shed Temperament	.77				
Milking Speed	.26				
Overall Opinion	.67				
Conformation	**gBV**	**-.5**	**0**	**.5**	**1.0**
Stature	-.58				
Capacity	.67				
Rump Angle	-.16				
Rump Width	.27				
Legs	.18				
Udder Support	.25				
Front Udder	.40				
Rear Udder	.57				
Front Teat Placement	.07				
Rear Teat Placement	-.25				
Teat Length	.00				
Udder Overall	.46				
Dairy Conformation	.62				

New Zealand Genetics 66 %

19/01/2024

HOOFPRINT®

Nitrogen Efficiency

Methane Efficiency

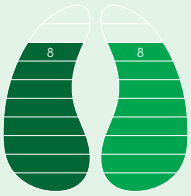

LIC Initiatives

VMSI	1480	A2 Protein	A1A2
High Input	1506		

Daughter Proven

320029 Rockland LQ **Berkly**

Jersey J16

Registered Pedigree

gBW $536/89% Rel

Individually $36.95 +gst

Classic Packs from $23.72* +gst

*Includes 10% InvestaMate discount

Premier Sire

Genomic Graduate

Available in 4M

Breeding Details

Breeder	M & E Darke	**Dam**	Rockland Larson Billie
Sire	Lynbrook King Quadrant	**MGS**	Evleen Integrity Larson

Production gBVs

162 Daughters 54 Herds

Production Efficiency

Milkfat	Protein	Milk Volume	Liveweight
61 kg	24 kg	-144 l	-16 kg
6.3 %	4.5 %		

Robustness

Fertility	Somatic Cell Count	Body Cond. Score	Functional Survival	Udder Overall
1.6 %	0.01	-0.05	3.0 %	0.86

Other

Heifer Calving Difficulty	Cow Calving Difficulty	Gestation Length
-2.4%/89%	-0.6%/92%	0.3 days

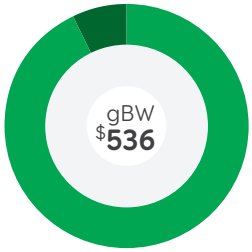

Production efficiency	500	93%
Robustness	36	7%

TOP traits

128 Daughters TOP Inspected

Management	gBV	-.5	0	.5	1.0
Adapts to Milking	.55				
Shed Temperament	.55				
Milking Speed	.37				
Overall Opinion	.71				
Conformation	**gBV**	**-.5**	**0**	**.5**	**1.0**
Stature	-.14				
Capacity	.28				
Rump Angle	-.27				
Rump Width	-.25				
Legs	-.05				
Udder Support	.63				
Front Udder	.63				
Rear Udder	1.13				
Front Teat Placement	.08				
Rear Teat Placement	-.02				
Teat Length	.50				
Udder Overall	.86				
Dairy Conformation	.34				

New Zealand Genetics 72 %

19/01/2024

LIC Initiatives

VMSI	1563	A2 Protein	A2A2
High Input	1585		

Two-year-old daughter. Owner: G K S Cows Limited, Tirau

Two-year-old daughter. Owner: M & C Brophy Family Trust, New Plymouth

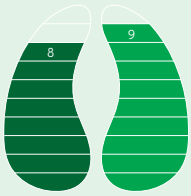

HOOFPRINT®

Nitrogen Efficiency

Methane Efficiency

Daughter Proven

318021 Glanton Desi **Banff**

Premier Sire

Genomic Graduate

Jersey J16

Registered Pedigree

gBW $533/98% Rel

Individually $35.95 +gst

Classic Packs from $23.72* +gst

*Includes 10% InvestaMate discount

Breeding Details

Breeder	R & A Thwaites	**Dam**	Glanton Tana Blysse ET
Sire	Arrieta Terrific Desi ET	**MGS**	Tawa Grove KRC Tana

Production gBVs

4039 Daughters 929 Herds

Production Efficiency

Milkfat	Protein	Milk Volume	Liveweight
48 kg	15 kg	-657 l	-28 kg
6.8 %	4.8 %		

Robustness

Fertility	Somatic Cell Count	Body Cond. Score	Functional Survival	Udder Overall
3.1 %	-0.31	0.12	2.8 %	0.32

Other

Heifer Calving Difficulty	Cow Calving Difficulty	Gestation Length
-2.2%/98%	-1.2%/98%	-7.9 days

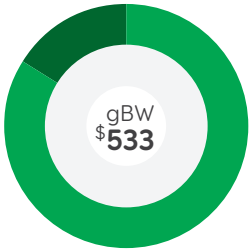

Production efficiency	450	84%
Robustness	83	16%

Two-year-old daughter. Owner: D W Gibson, Hawera

Two-year-old daughter. Owner: Goreland Partnership, Hawera

TOP traits

283 Daughters TOP Inspected

Management	gBV	-.5	0	.5	1.0
Adapts to Milking	.42				
Shed Temperament	.43				
Milking Speed	.02				
Overall Opinion	.43				
Conformation	**gBV**	**-.5**	**0**	**.5**	**1.0**
Stature	-.90				
Capacity	.65				
Rump Angle	-.48				
Rump Width	.44				
Legs	.17				
Udder Support	.07				
Front Udder	.23				
Rear Udder	.43				
Front Teat Placement	.04				
Rear Teat Placement	-.57				
Teat Length	.01				
Udder Overall	.32				
Dairy Conformation	.51				

New Zealand Genetics 74 %

19/01/2024

HOOFPRINT®

Nitrogen Efficiency

Methane Efficiency

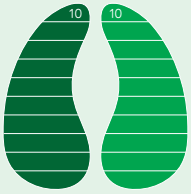

LIC Initiatives

VMSI	1458	A2 Protein	A2A2
High Input	1486		

320011 Kaimatarau Flint **Popeye**

Jersey J16

Registered Pedigree

gBW $442/89% Rel

Genomic Graduate | Top 5 Capacity | Top 5 Liveweight

Individually $34.95 +gst

Classic Packs from $23.72* +gst

*Includes 10% InvestaMate discount

Breeding Details

Breeder	Pedley Family	**Dam**	Kaimatarau Zello Pixie
Sire	Shepherds LT Flint ET S3J	**MGS**	Pukeroa TGM Manzello

Production gBVs

145 Daughters 61 Herds

Production Efficiency

Milkfat	Protein	Milk Volume	Liveweight
53 kg	14 kg	-324 l	0 kg
6.4 %	4.4 %		

Robustness

Fertility	Somatic Cell Count	Body Cond. Score	Functional Survival	Udder Overall
0.1 %	0.06	0.17	2.1 %	0.49

Other

Heifer Calving Difficulty	Cow Calving Difficulty	Gestation Length
-2.2%/96%	-1.4%/95%	-0.4 days

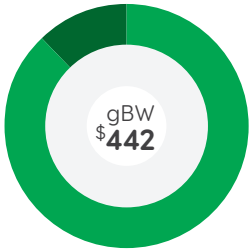

Production efficiency	388	88%
Robustness	54	12%

TOP traits

124 Daughters TOP Inspected

Management	gBV	-.5	0	.5	1.0
Adapts to Milking	.65				
Shed Temperament	.65				
Milking Speed	.39				
Overall Opinion	.70				
Conformation	**gBV**	**-.5**	**0**	**.5**	**1.0**
Stature	-.38				
Capacity	1.03				
Rump Angle	.54				
Rump Width	.23				
Legs	.14				
Udder Support	.38				
Front Udder	.43				
Rear Udder	.37				
Front Teat Placement	.32				
Rear Teat Placement	.34				
Teat Length	.46				
Udder Overall	.49				
Dairy Conformation	.92				

New Zealand Genetics 75 %

19/01/2024

LIC Initiatives

VMSI	1436	A2 Protein	A2A2
High Input	1455		

Two-year-old daughter. Owner: D W Gibson, Hawera

Two-year-old daughter. Owner: Puketaha Farming Enterprises Ltd, Taupiri

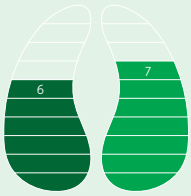

HOOFPRINT®

Nitrogen Efficiency

Methane Efficiency

Daughter Proven

319066 Tironui GB **Montage**-ET

Premier Sire | Genomic Graduate

Available in 4M

jersey FUTURE

Six-year-old dam. Owner: Ede Investments Ltd, Taupiri

Two-year-old daughter. Owner: Puketaha Farming Enterprises, Ltd, Taupiri

HOOFPRINT®

Nitrogen Efficiency

Methane Efficiency

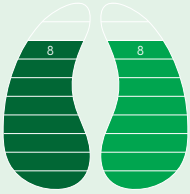

Jersey J16

Registered Pedigree

gBW $498/92% Rel

Individually $34.95 +gst

Classic Packs from $23.72* +gst

*Includes 10% InvestaMate discount

Breeding Details

Breeder	M & J Gibb	**Dam**	Tironui Integ Meg
Sire	Glanton SS Bastille S3J	**MGS**	Okura LT Integrity

Production gBVs

171 Daughters 56 Herds

Production Efficiency

Milkfat	Protein	Milk Volume	Liveweight
48 kg	26 kg	23 l	-15 kg
5.8 %	4.3 %		

Robustness

Fertility	Somatic Cell Count	Body Cond. Score	Functional Survival	Udder Overall
2.0 %	-0.08	0.19	1.7 %	0.41

Other

Heifer Calving Difficulty	Cow Calving Difficulty	Gestation Length
-2.2%/83%	-0.9%/91%	1.8 days

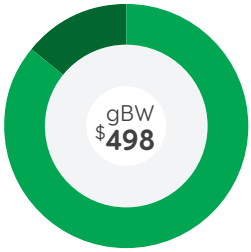

Production efficiency	431	86%
Robustness	67	14%

TOP traits

89 Daughters TOP Inspected

Management	gBV
Adapts to Milking	.21
Shed Temperament	.21
Milking Speed	.11
Overall Opinion	.45

Conformation	gBV
Stature	-.49
Capacity	.88
Rump Angle	-.12
Rump Width	-.19
Legs	.10
Udder Support	.19
Front Udder	.30
Rear Udder	.47
Front Teat Placement	.19
Rear Teat Placement	-.08
Teat Length	.39
Udder Overall	.41
Dairy Conformation	.88

New Zealand Genetics 76 %

19/01/2024

LIC Initiatives

VMSI	1457	A2 Protein	A2A2
High Input	1496		

Daughter Proven

320014 Evleen GL **Lighthouse**

Jersey J16

Registered Pedigree

gBW $424/88% Rel

Individually $34.95 +gst

Classic Packs from $23.72* +gst

*Includes 10% InvestaMate discount

Genomic Graduate | Top 5 Capacity | Top 5 Volume

Breeding Details

Breeder	E & S Smeath	**Dam**	Evleen Goldie Lollie
Sire	Glenui BC Laredo ET S3J	**MGS**	Puhipuhi Caps Goldie S3J

Production gBVs

129 Daughters 50 Herds

Production Efficiency

Milkfat	Protein	Milk Volume	Liveweight
42 kg	14 kg	12 l	-28 kg
5.7 %	4.1 %		

Robustness

Fertility	Somatic Cell Count	Body Cond. Score	Functional Survival	Udder Overall
3.6 %	-0.14	0.13	4.1 %	0.73

Other

Heifer Calving Difficulty	Cow Calving Difficulty	Gestation Length
-2.7%/81%	-1.3%/90%	4.0 days

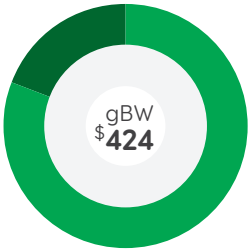

Production efficiency	346	81%
Robustness	78	19%

TOP traits

110 Daughters TOP Inspected

Management	gBV
Adapts to Milking	.17
Shed Temperament	.16
Milking Speed	.23
Overall Opinion	.30

Conformation	gBV
Stature	-.83
Capacity	.86
Rump Angle	.03
Rump Width	.19
Legs	.23
Udder Support	.59
Front Udder	.51
Rear Udder	1.02
Front Teat Placement	.06
Rear Teat Placement	.27
Teat Length	-.15
Udder Overall	.73
Dairy Conformation	.72

New Zealand Genetics 79 %

19/01/2024

LIC Initiatives

VMSI	1410	A2 Protein	A2A2
High Input	1457		

Two-year-old daughter. Owner: M & C Brophy Family Trust, New Plymouth

Two-year-old daughter. Owner: Puketaha Farming Enterprises, Ltd, Taupiri

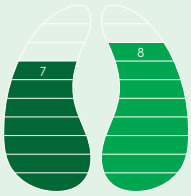

HOOFPRINT®

Nitrogen Efficiency

Methane Efficiency

Daughter Proven

319019 Glenui BT **Liberation**-ET

Genomic Graduate | Top 5 Capacity | Top 5 Protein

Jersey J16

Registered Pedigree

gBW $461/97% Rel

Individually $33.95 +gst

Classic Packs from $23.72* +gst

*Includes 10% InvestaMate discount

Breeding Details

Breeder	A & L Landers	**Dam**	Glenui Goldie Larissa ET
Sire	Braedene PAS Triplestar	**MGS**	Puhipuhi Caps Goldie S3J

Production gBVs

1273 Daughters 446 Herds

Production Efficiency

Milkfat	Protein	Milk Volume	Liveweight
39 kg	25 kg	40 l	-15 kg
5.6 %	4.3 %		

Robustness

Fertility	Somatic Cell Count	Body Cond. Score	Functional Survival	Udder Overall
2.6 %	-0.47	0.08	0.2 %	0.48

Other

Heifer Calving Difficulty	Cow Calving Difficulty	Gestation Length
-0.2%/80%	-1.3%/90%	-2.9 days

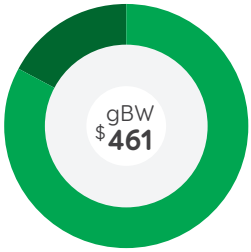

Production efficiency	383	83%
Robustness	78	17%

Six-year-old maternal grandam. Owner: Goreland Partnership, Hawera

Two-year-old daughter. Owner: White Horizons Limited, Mangakino

TOP traits

135 Daughters TOP Inspected

Management	gBV	-.5	0	.5	1.0
Adapts to Milking	.43				
Shed Temperament	.44				
Milking Speed	.27				
Overall Opinion	.50				
Conformation	**gBV**	**-.5**	**0**	**.5**	**1.0**
Stature	-.61				
Capacity	.85				
Rump Angle	-.38				
Rump Width	.40				
Legs	.23				
Udder Support	.25				
Front Udder	.24				
Rear Udder	.59				
Front Teat Placement	.16				
Rear Teat Placement	-.26				
Teat Length	.15				
Udder Overall	.48				
Dairy Conformation	.69				

New Zealand Genetics 76 %

19/01/2024

HOOFPRINT®

Nitrogen Efficiency

Methane Efficiency

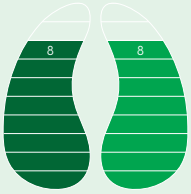

LIC Initiatives

VMSI	1438	A2 Protein	A2A2
High Input	1465		

Daughter Proven

319030 Grantz BC **Hendrix** ET S3J

Jersey J16

Registered Pedigree (supplementary)

gBW $469/90% Rel

Individually $33.95 +gst

Classic Packs from $23.72* +gst

*Includes 10% InvestaMate discount

Premier Sire

Top 5 Fertility

Available in 4M

Breeding Details

Breeder	Z J Grant	**Dam**	Grantz AND Hilary ET
Sire	Bells CM Conrad S2J	**MGS**	Arrieta NN Degree ET

Production gBVs

108 Daughters 45 Herds

Production Efficiency

Milkfat	Protein	Milk Volume	Liveweight
44 kg	24 kg	121 l	4 kg
5.6 %	4.2 %		

Robustness

Fertility	Somatic Cell Count	Body Cond. Score	Functional Survival	Udder Overall
10.4 %	0.17	0.14	1.6 %	0.47

Other

Heifer Calving Difficulty	Cow Calving Difficulty	Gestation Length
-2.6%/61%	-0.6%/67%	-3.3 days

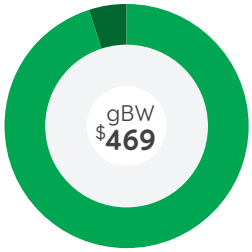

Production efficiency	362	77%
Robustness	107	23%

TOP traits

98 Daughters TOP Inspected

Management	gBV	-.5	0	.5	1.0
Adapts to Milking	.19				
Shed Temperament	.20				
Milking Speed	.09				
Overall Opinion	.19				
Conformation	**gBV**	**-.5**	**0**	**.5**	**1.0**
Stature	-.21				
Capacity	.08				
Rump Angle	.21				
Rump Width	-.24				
Legs	.10				
Udder Support	.28				
Front Udder	.41				
Rear Udder	.52				
Front Teat Placement	.08				
Rear Teat Placement	-.29				
Teat Length	.28				
Udder Overall	.47				
Dairy Conformation	.13				

New Zealand Genetics 78 %

19/01/2024

LIC Initiatives

VMSI	1442	A2 Protein	A2A2
High Input	1502		

Three-year-old daughter. Owner: Puketaha Enterprises Ltd, Taupiri

Three-year-old daughter. Owner: L E Operative Limited, Te Awamutu

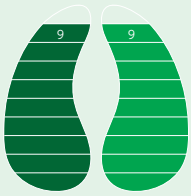

HOOFPRINT®

Nitrogen Efficiency

Methane Efficiency

Daughter Proven

320027 Charltons Misty **Magnify**

Genomic Graduate

Jersey J16

Registered Pedigree

gBW $465/89% Rel

Individually $34.95 +gst

Classic Packs from $23.72* +gst

*Includes 10% InvestaMate discount

Breeding Details

Breeder	J & S Charlton	**Dam**	Charltons Speedy Marlowe
Sire	Crescent Excell Misty ET	**MGS**	Kelland KC Speedway

Production gBVs

146 Daughters 63 Herds

Production Efficiency

Milkfat	Protein	Milk Volume	Liveweight
40 kg	17 kg	-225 l	-23 kg
5.9 %	4.4 %		

Robustness

Fertility	Somatic Cell Count	Body Cond. Score	Functional Survival	Udder Overall
3.5 %	-0.22	0.18	2.6 %	0.52

Other

Heifer Calving Difficulty	Cow Calving Difficulty	Gestation Length
-2.2%/96%	-1.2%/95%	-8.2 days

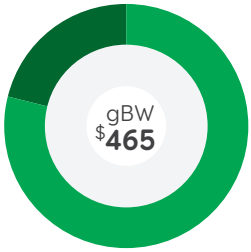

Production efficiency	367	79%
Robustness	98	21%

Two-year-old daughter. Owner: Power Agriculture Limited, Taupiri

Two-year-old daughter. Owner: Power Agriculture Limited, Taupiri

TOP traits

108 Daughters TOP Inspected

Management	gBV	-.5	0	.5	1.0
Adapts to Milking	.12				
Shed Temperament	.11				
Milking Speed	.23				
Overall Opinion	.16				
Conformation	**gBV**	**-.5**	**0**	**.5**	**1.0**
Stature	-.64				
Capacity	.30				
Rump Angle	-.70				
Rump Width	-.53				
Legs	.13				
Udder Support	.31				
Front Udder	.46				
Rear Udder	.22				
Front Teat Placement	.45				
Rear Teat Placement	-.03				
Teat Length	-.12				
Udder Overall	.52				
Dairy Conformation	.39				

New Zealand Genetics 85 %

19/01/2024

HOOFPRINT®

Nitrogen Efficiency

Methane Efficiency

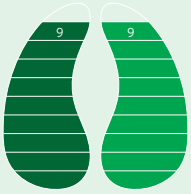

LIC Initiatives

VMSI	1417	A2 Protein	A2A2
High Input	1441		

Daughter Proven

318015 Glenui Super **Lamar**

Jersey J16

Registered Pedigree

gBW $445/98% Rel

Individually $34.95 +gst

Classic Packs from $23.72* +gst

*Includes 10% InvestaMate discount

Genomic Graduate

Breeding Details

Breeder	A & L Landers	**Dam**	Glenui Goldie Lacey ET
Sire	Puketawa AD Superstition	**MGS**	Puhipuhi Caps Goldie S3J

Production gBVs

1853 Daughters 570 Herds

Production Efficiency

Milkfat	Protein	Milk Volume	Liveweight
47 kg	8 kg	-129 l	-46 kg
5.9 %	4.1 %		

Robustness

Fertility	Somatic Cell Count	Body Cond. Score	Functional Survival	Udder Overall
2.3 %	-0.50	-0.03	3.1 %	0.78

Other

Heifer Calving Difficulty	Cow Calving Difficulty	Gestation Length
-1.0%/97%	-0.7%/97%	-2.6 days



Production efficiency	373	84%
Robustness	72	16%

TOP traits

159 Daughters TOP Inspected

Management	gBV	-.5	0	.5	1.0
Adapts to Milking	.25				
Shed Temperament	.24				
Milking Speed	.21				
Overall Opinion	.30				
Conformation	**gBV**	**-.5**	**0**	**.5**	**1.0**
Stature	-.77				
Capacity	.46				
Rump Angle	-.56				
Rump Width	.62				
Legs	.17				
Udder Support	.60				
Front Udder	.52				
Rear Udder	.84				
Front Teat Placement	.35				
Rear Teat Placement	.50				
Teat Length	-.61				
Udder Overall	.78				
Dairy Conformation	.48				

New Zealand Genetics 77 %

19/01/2024

LIC Initiatives

VMSI	1435	A2 Protein	A2A2
High Input	1455		

Two-year-old daughter. Owner: D W Gibson, Hawera

Two-year-old daughter. Owner: D W Gibson, Hawera

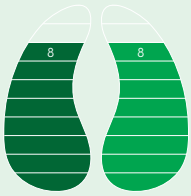

HOOFPRINT®

Nitrogen Efficiency

Methane Efficiency

Daughter Proven

317060 Paspalum OI **Limelight**

Jersey J16

Registered Pedigree

gBW $418/89 % Rel

- A1A2
- Outstanding udders
- Well liked by farmers

Two-year-old daughter. Owner: Glanton Holdings Ltd, Hawera

Breeding Details

Breeder	R & T Goudie	**Dam**	Paspalum GTG Linda 40
Sire	Okura LT Integrity	**MGS**	Glenhaven TGM Genius S3J

Production gBVs

117 Daughters 41 Herds

Milkfat	Protein	Milk	Liveweight	Fertility
30 kg	11 kg	-315 l	-71 kg	3.7 %
5.8 %	4.3 %			

Somatic Cell Count	Body Condition	Functional Survival	Cow Calving Difficulty	Gestation Length
0.03	0.03	1.6 %	-1.6%/90%	0.9 days

TOP traits

80 Daughters TOP Inspected

Management	gBV	-.5	0	.5	1.0
Overall Opinion	.63				
Capacity	.41				
Udder Overall	.96				
Dairy Conformation	.46				

311029 Willand LT **Dynamo**

Jersey J16

Registered Pedigree

gBW $346/99 % Rel

- A2A2
- Excellent udders
- Well proven

Two-year-old daughter. Owner: Ede Investments, Ltd, Taupiri

Breeding Details

Breeder	G & R Fleming	**Dam**	Willand Dynamo Duet
Sire	Lynbrook Terrific ET S3J	**MGS**	Te Henui Lemvig Dynamo ET

Production gBVs

9622 Daughters 2153 Herds

Milkfat	Protein	Milk	Liveweight	Fertility
19 kg	10 kg	-287 l	-50 kg	6.0 %
5.5 %	4.3 %			

Somatic Cell Count	Body Condition	Functional Survival	Cow Calving Difficulty	Gestation Length
-0.05	0.05	4.2 %	-0.6%/94%	0.7 days

TOP traits

371 Daughters TOP Inspected

Management	gBV	-.5	0	.5	1.0
Overall Opinion	.39				
Capacity	.15				
Udder Overall	.68				
Dairy Conformation	.21				

316039 Ulmarra TT **Gallivant**

Jersey J16

Registered Pedigree

gBW $398/98 % Rel

- A1A2
- Capacious daughters
- Excellent udders

Two-year-old daughter. Owner: L & J Morgan, Opunake

Breeding Details

Breeder	G & H McCallum	**Dam**	Ulmarra 15-56
Sire	Thornwood OLM Thor	**MGS**	Marsden NN Excell ET

Production gBVs

3072 Daughters 701 Herds

Milkfat	Protein	Milk	Liveweight	Fertility
41 kg	13 kg	-261 l	-4 kg	4.8 %
5.0 %	4.3 %			

Somatic Cell Count	Body Condition	Functional Survival	Cow Calving Difficulty	Gestation Length
-0.09	0.08	3.0 %	-0.7%/97%	-0.4 days

TOP traits

244 Daughters TOP Inspected

Management	gBV	-.5	0	.5	1.0
Overall Opinion	.54				
Capacity	.68				
Udder Overall	.65				
Dairy Conformation	.73				

315009 Riverview AND **Dexter** S2J

Jersey J16

Registered Pedigree (supplementary)

gBW $415/98 % Rel

- A2A2
- Fantastic capacity
- Strong udders

Two-year-old daughter. Owner: Puketaha Farming Enterprises, Taupiri

Breeding Details

Breeder	R G Lowe	**Dam**	HFYM-12-24
Sire	Arrieta NN Degree ET	**MGS**	Okura Lika Murmur S3J

Production gBVs

6891 Daughters 1406 Herds

Milkfat	Protein	Milk	Liveweight	Fertility
30 kg	19 kg	-66 l	-17 kg	4.5 %
5.5 %	4.3 %			

Somatic Cell Count	Body Condition	Functional Survival	Cow Calving Difficulty	Gestation Length
-0.30	0.19	3.0 %	-0.5%/96%	-1.8 days

TOP traits

252 Daughters TOP Inspected

Management	gBV	-.5	0	.5	1.0
Overall Opinion	.25				
Capacity	.77				
Udder Overall	.64				
Dairy Conformation	.65				

Individually $24.60 +gst

19/01/2024

Economy Packs from $17.01* +gst

*Includes 10% InvestaMate discount

19/01/2024

315045 Glenui Degree **Hoss** ET

Jersey J16

Registered Pedigree

gBW $437/99 % Rel

- A2A2
- Great fertility
- Low somatic cells

Two-year-old daughter. Owner: Rich Feet Ltd, Te Awamutu

Breeding Details

Breeder	A & L Landers	**Dam**	Glenui Bowies Honeydew
Sire	Arrieta NN Degree ET	**MGS**	Konui Glen Elmos Bowie

Production gBVs

15910 Daughters 2387 Herds

Milkfat	Protein	Milk	Liveweight	Fertility
31 kg	11 kg	-384 l	-37 kg	6.9 %
5.9 %	4.4 %			

Somatic Cell Count	Body Condition	Functional Survival	Cow Calving Difficulty	Gestation Length
-0.47	0.16	3.3 %	-0.9%/99%	1.8 days

TOP traits

927 Daughters TOP Inspected

Management	gBV	-.5	0	.5	1.0
Overall Opinion	.09				
Capacity	.38				
Udder Overall	.49				
Dairy Conformation	.38				

319035 Careys CM **Lexicon** S2J

Jersey J16

Registered Pedigree (supplementary)

gBW $455/91 % Rel

- A2A2
- Outstanding capacity
- Excellent udders

Two-year-old daughter. Owner: Valentia Farms Ltd, Morrinsville

Breeding Details

Breeder	G & K Carey	**Dam**	Okura OI Nettie
Sire	Crescent Excell Monopoly	**MGS**	Okura LT Integrity

Production gBVs

123 Daughters 48 Herds

Milkfat	Protein	Milk	Liveweight	Fertility
37 kg	9 kg	-685 l	-10 kg	7.2 %
6.5 %	4.7 %			

Somatic Cell Count	Body Condition	Functional Survival	Cow Calving Difficulty	Gestation Length
-0.04	0.27	3.6 %	-1.8%/85%	-4.7 days

TOP traits

105 Daughters TOP Inspected

Management	gBV	-.5	0	.5	1.0
Overall Opinion	.17				
Capacity	.97				
Udder Overall	.73				
Dairy Conformation	.65				

316009 Tironui LT **Besiege** ET

Jersey J16

Registered Pedigree

gBW $439/98 % Rel

- A2A2
- Well proven
- Well liked by farmers

Two-year-old daughter. Owner: Rich Feet Ltd, Te Awamutu

Breeding Details

Breeder	M & J Gibb	**Dam**	Tironui Degree Bettie
Sire	Lynbrook Terrific ET S3J	**MGS**	Arrieta NN Degree ET

Production gBVs

5869 Daughters 1385 Herds

Milkfat	Protein	Milk	Liveweight	Fertility
27 kg	16 kg	-277 l	-57 kg	5.1 %
5.7 %	4.4 %			

Somatic Cell Count	Body Condition	Functional Survival	Cow Calving Difficulty	Gestation Length
-0.09	0.09	4.1 %	-0.9%/97%	-0.5 days

TOP traits

217 Daughters TOP Inspected

Management	gBV	-.5	0	.5	1.0
Overall Opinion	.45				
Capacity	.28				
Udder Overall	.55				
Dairy Conformation	.39				

319023 Crescent Misty **Dawson**

Jersey J16

Registered Pedigree

gBW $351/90 % Rel

- A2A2
- Capacious daughters
- Great udders

Two-year-old daughter. Owner: Jamze Trust, New Plymouth

Breeding Details

Breeder	M & D Townshend	**Dam**	Crescent MZ Dolly ET
Sire	Crescent Excell Misty ET	**MGS**	Pukeroa TGM Manzello

Production gBVs

121 Daughters 60 Herds

Milkfat	Protein	Milk	Liveweight	Fertility
19 kg	2 kg	-721 l	-40 kg	3.0 %
6.1 %	4.5 %			

Somatic Cell Count	Body Condition	Functional Survival	Cow Calving Difficulty	Gestation Length
-0.36	0.24	2.6 %	-1.3%/78%	-3.7 days

TOP traits

107 Daughters TOP Inspected

Management	gBV	-.5	0	.5	1.0
Overall Opinion	.40				
Capacity	.57				
Udder Overall	.57				
Dairy Conformation	.48				

Individually $24.60 +gst

19/01/2024

Economy Packs from $17.01* +gst

*Includes 10% InvestaMate discount

19/01/2024

Jersey Also Available

19/01/2024

		gBW	Rel.	Milkfat gBV	Protein gBV	Milk gBV	Liveweight gBV	Fertility gBV	SCC gBV	Functional Survival gBV	Overall Opinion gBV	Capacity gBV	Udder Overall gBV	Cow Calving Difficulty BV	Cow Calving Difficulty Rel.	Gestation Length BV	A2 Protein	Price (+GST)
318032	Shelby Integ **Labyrinth** ET	514	93	51	17	-166	-37	2.0	-0.51	2.8	0.19	0.75	0.26	0.4	87	-0.6	A1A2	$28.95
318066	Little River OI **Samurai** •	484	91	42	19	-183	-57	4.5	0.51	2.5	0.57	0.74	0.31	-1.0	90	-0.6	A2A2	$28.95
318009	Tironui **Superman** ET	468	98	51	22	-136	-23	0.8	0.07	-0.1	0.26	0.55	0.64	-0.4	98	-2.6	A2A2	$28.95
311013	Okura LT **Integrity**	456	99	37	14	-125	-45	4.2	-0.04	3.8	0.40	0.89	0.60	-0.9	99	-0.3	A1A2	$24.95
320035	Shelby Hoss **Latittude**	442	89	41	20	-212	-28	5.0	0.26	1.2	0.17	0.35	0.39	-0.9	83	-2.9	A2A2	$24.95
318035	Shelby BC **Lotto** ET S3J	442	98	35	21	-186	-32	6.6	-0.07	3.0	0.13	0.09	0.27	-0.9	97	-0.5	A2A2	$22.95
317052	Lockhart OI **Joel** JC15 ^	441	91	43	11	-309	-56	3.2	0.19	-0.2	0.33	0.63	0.44	-0.9	80	-0.3	A1A2	$22.95
320004	Okura SL **Litigator**	436	89	41	21	251	-30	4.4	-0.04	2.0	0.49	0.55	0.55	-1.4	78	2.1	A2A2	$22.95
317049	Shelby SS **Lorenzo** S3J	429	96	22	10	-310	-50	9.8	-0.33	1.8	0.54	0.58	0.81	-1.1	91	2.1	A1A1	$22.95
317061	Little River **Trident** S3J •	425	86	31	17	47	-42	10.2	-0.15	0.7	0.36	0.64	0.08	-0.9	85	2.3	A1A2	$22.95
319037	Okura Tironui BT **Marco** ET	424	96	42	13	-491	-8	5.6	0.14	1.4	0.24	0.86	0.12	-0.8	91	1.6	A2A2	$22.95
317025	Maxwell Goldie **Matai** S2J	418	96	34	13	-64	-64	3.2	-0.32	0.5	0.56	0.68	0.35	-1.9	84	-4.6	A2A2	$21.95
318036	McCallum Bern **Veracity** S3J	418	97	38	2	-643	-44	7.4	0.05	2.8	0.11	0.11	1.13	-0.1	86	0.1	A2A2	$21.95
318063	Glenui **Pepper Shaker** •	417	92	39	19	51	-30	4.0	0.06	2.0	0.47	0.54	0.38	-0.6	88	-0.2	A2A2	$21.95
315008	Pukeroa AND **Baratone** ET	416	99	31	11	-450	-57	1.5	0.05	2.4	0.16	0.41	0.31	-0.5	97	-5.0	A2A2	$21.95
318020	Glenui Super **Larkin** ET ^	414	90	39	25	112	-19	-0.8	-0.23	3.6	0.38	0.61	0.34	-1.0	83	-3.9	A2A2	$21.95
314022	Linan Integrity **Winston**	413	99	30	18	45	-68	5.1	0.26	2.8	0.28	0.02	0.62	-1.1	97	-1.8	A2A2	$21.95
320039	Cawdor Chief **Sittingbull**	411	88	39	13	-650	-19	2.1	0.42	-0.4	0.39	0.90	0.36	-1.8	81	-6.8	A2A2	$20.95
320034	Foxton GL **Celestial**	404	89	36	17	3	-39	3.6	0.17	4.4	0.44	0.80	0.13	-1.0	79	-2.0	A2A2	$20.95
320020	Thornwood Banff **Titus**	403	91	27	5	-742	-4	8.0	-0.22	5.1	0.30	0.77	0.89	-1.3	96	-4.2	A2A2	$20.95
320036	Charteris Cojack **Maka**	402	88	33	8	-459	-68	3.4	0.50	2.7	0.18	0.24	0.53	-1.2	85	-4.6	A2A2	$20.95
314052	Crescent Excell **Misty** ET	400	99	34	4	-840	1	2.1	-0.49	3.1	0.31	1.20	0.34	-0.7	98	-1.2	A2A2	$20.95
319009	Arkan BT **Zambezi** S3J	398	95	28	17	-279	-60	5.4	0.20	-1.8	0.17	0.39	0.08	-2.3	91	-1.5	A2A2	$18.95
319003	Bailey LW **Detective** -ET	393	97	27	16	-89	-45	1.4	-0.14	2.1	0.27	0.63	0.61	0.0	90	-2.4	A2A2	$18.95
318012	Lynbrook King **Quadrant**	388	98	47	8	-294	-39	0.2	-0.32	1.1	0.35	0.58	0.93	-0.6	93	0.5	A2A2	$18.95
312034	Okura Goldie **Index**	387	99	33	21	150	-39	1.9	-0.15	1.0	0.25	0.32	0.02	-1.5	98	-1.6	A2A2	$18.95
318034	Shelby BC **Lunar** ET S3J	382	97	36	21	38	9	7.5	0.11	3.4	0.19	0.62	0.07	-0.5	91	0.1	A2A2	$18.95
314039	Foxton Manz **Clayton**	375	98	27	14	-231	-31	6.1	-0.42	1.5	0.19	0.28	0.27	-1.4	91	-5.6	A2A2	$18.95
318029	Glenui BC **Laredo** ET S3J	370	98	17	16	-21	-53	7.7	0.33	6.4	0.51	0.30	0.64	-0.9	93	-2.8	A2A2	$16.95
313002	Shelby Jive **Leighton** ET	368	95	23	14	56	-49	4.4	-0.80	3.1	0.21	0.22	0.30	-1.7	69	-6.3	A1A2	$16.95
311044	Bourkes LRT **Ripper**	361	99	20	1	-376	-34	9.3	-0.46	1.6	0.18	0.68	0.71	-1.0	91	0.7	A2A2	$16.95
316035	Foxton LT **Fixation**	361	98	20	1	-509	-61	4.4	-0.18	2.9	0.41	0.67	0.53	-0.6	91	3.8	A2A2	$16.95
312014	Chardonnay **Frankie**	356	99	15	11	-249	-63	7.0	-0.41	2.4	0.34	0.44	0.03	-0.1	95	0.1	A2A2	$16.95
312057	Bells CM **Conrad** S2J	349	99	26	15	-10	-4	12.4	0.40	2.1	0.10	0.40	0.17	-1.4	97	-6.7	A2A2	$16.95
312054	Tironui Mur **Kelston** S3J	344	92	21	8	-208	-48	5.7	-0.54	1.8	0.25	0.78	0.10	-1.3	65	-2.5	A2A2	$16.95
317048	Glanton SS **Baltic** ET S3J	335	94	29	9	-501	-9	2.9	0.27	2.0	0.22	1.10	0.23	-1.6	71	-6.5	A1A2	$14.95
308128	Hillstar **Lot Jester** S3J	331	99	19	9	-250	-25	7.6	-0.38	1.5	0.25	0.51	0.57	-0.9	96	0.7	A1A2	$14.95
319018	Glenui GB **Landis**-ET	329	92	23	7	-612	4	4.3	0.12	4.0	0.53	1.47	0.55	-1.1	87	-1.7	A2A2	$14.95
319020	Glenui GB **Lucian** ^	314	98	23	2	-758	1	5.8	0.28	4.7	0.32	1.30	0.40	-0.9	93	-4.4	A2A2	$12.95
314020	Arrieta Degree **Jangle** ET	314	98	21	2	-402	-28	8.1	-0.11	2.8	0.26	0.66	0.32	-2.0	83	-4.1	A2A2	$12.95
313016	Bonacord Murmur **Bolt**	312	99	22	4	-237	-67	6.0	-0.40	0.1	0.07	0.04	0.30	-0.9	95	0.8	A2A2	$12.95
309012	Kelland KC **Speedway**	309	99	17	8	-143	-32	6.9	-0.14	3.9	0.30	0.31	1.05	-1.1	99	-4.6	A2A2	$10.95
306016	Glenhaven TGM **Genius** S3J	308	99	25	7	-461	-30	7.1	0.05	2.3	0.29	0.04	0.30	-1.2	96	-2.4	A2A2	$10.95
318027	Bells Oarsome **Cojack**	295	95	27	3	-276	-36	7.3	0.30	1.7	0.36	0.29	0.29	-0.9	71	-4.9	A2A2	$10.95
315025	Upland Park KS **Inquest** ET	286	93	8	5	-201	-22	11.8	-0.51	3.4	0.39	0.30	0.52	-1.1	74	-0.1	A2A2	$10.95

^ Recessive Fertility Gene carrier • Jersey Future

KiwiCross®

For updated bull information after each AE run, scan the QR code

Top 5 Combined Rankings

Breeding Worth

National herd breed average
$ 224

Code	Name	gBW/Rel
523004	Paynes **Sorcerer**-ET	665
523002	Paynes **Satellite**-ET	616
523022	Buelin **Oran**	614
523001	Paynes **Salvation**-ET	605
523092	Plateau **Dembe**	598

Protein

National herd breed average
19 kg

Code	Name	gBV
519034	Gordons **Flash-Gordon**	52
519023	Paynes **Publisher**-ET	51
520034	Crossans **Chancellor**-ET	50
523001	Paynes **Salvation**-ET	49
523002	Paynes **Satellite**-ET	44

Milkfat

National herd breed average
21 kg

Code	Name	gBV
523022	Buelin **Oran**	69
523001	Paynes **Salvation**-ET	69
523092	Plateau **Dembe**	67
522069	Bentons **Second-Chance**	67
520034	Crossans **Chancellor**-ET	66

Milk Volume

National herd breed average
280 litres

Code	Name	gBV
519034	Gordons **Flash-Gordon**	995
519082	Heavynly Heights **Joshua**	921
520068	Morgans **Malawi**	867
520063	Sansons **Emerald**-ET	773
520034	Crossans **Chancellor**-ET	740

Fertility

National herd breed average
1.2 %

Code	Name	gBV
523082	Balantis **Fredrick**	11.5
522008	Paynes **Neutralise**-ET	11.3
523078	Rhantana **Zeppelin**	10.3
523075	Arkans **Gambler**	9.7
520033	Dowson **Honenui**-ET	9.3

KiwiCross®

Functional Survival

National herd breed average
1.3%

Code	Name	gBV
522038	Arkans **Commando**-ET	6.5
523004	Paynes **Sorcerer**-ET	6.2
522008	Paynes **Neutralise**-ET	5.6
521072	Baldricks **Spectacular**	5.5
522013	Paynes **Physicist**-ET	5.2

Somatic Cell Score

National herd breed average
-0.01

Code	Name	gBV
523078	Rhantana **Zeppelin**	-0.47
522038	Arkans **Commando**-ET	-0.41
523092	Plateau **Dembe**	-0.40
523007	Paynes **Preside**-ET	-0.40
523004	Paynes **Sorcerer**-ET	-0.38

Capacity

National herd breed average
0.25

Code	Name	gBV
522069	Bentons **Second-Chance**	0.92
522050	Julian **Tu-Meke**	0.86
523007	Paynes **Preside**-ET	0.85
522008	Paynes **Neutralise**-ET	0.81
523082	Balantis **Fredrick**	0.79

Udder Overall

National herd breed average
0.23

Code	Name	gBV
520008	Julian **Multiplier**-ET	1.41
523082	Balantis **Fredrick**	1.34
522008	Paynes **Neutralise**-ET	1.23
523031	Kainui **Exponential**-ET	1.16
520091	Marshall **Papamoa**	1.15

Overall Opinion

National herd breed average
0.19

Code	Name	gBV
522013	Paynes **Physicist**-ET	0.70
523004	Paynes **Sorcerer**-ET	0.68
523022	Buelin **Oran**	0.68
520033	Dowson **Honenui**-ET	0.66
522069	Bentons **Second-Chance**	0.66

Genomically Selected

Want the very latest genetics?

Individually	$35.65
Genomic Packs from	$29.16

*Includes 10% InvestaMate discount

523004 Paynes **Sorcerer**-ET

KiwiCross® F9J7

gBW $665/47% Rel

Breeding Details

Breeder	B & C Payne		
Sire	Snowline Andy-ET	**MGS**	Cawdor Pinnacle
Dam	Paynes Sonia	**MGD**	Paynes Sue
gBW/Rel	797/68	**gBW/Rel**	565/70
PW/Rel	1315/67	**PW/Rel**	608/95

Genomic Production gBVs

Production Efficiency

Milkfat	Protein	Milk Volume	Liveweight
60 kg	38 kg	380 l	-19 kg
5.6 %	4.3 %		

Robustness

Fertility	Somatic Cell Count	Body Cond. Score	Functional Survival	Udder Overall
7.0 %	-0.38	0.10	6.2 %	0.61

Other

Heifer Calving Diff.	Cow Calving Diff.	Gestation Length
-1.1%/34%	-1.2%/40%	-6.4 days

Genomic TOP traits

	gBV
Adapts to Milking	.58
Shed Temperament	.58
Milking Speed	.39
Overall Opinion	.68
Stature	-.48
Capacity	.45
Rump Angle	.09
Rump Width	-.07
Legs	.17
Udder Support	.77
Front Udder	.53
Rear Udder	.66
Front Teat Placement	-.04
Rear Teat Placement	.57
Teat Length	-.13
Udder Overall	.61
Dairy Conformation	.32

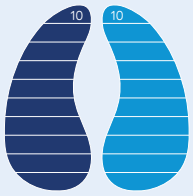

HOOFPRINT®

Nitrogen Efficiency

Methane Efficiency

LIC Initiatives

VMSI	1665	A2 Protein	A2A2
High Input	1705		

523075 Arkans **Gambler**

KiwiCross® F10J6

$591/47%
gBW Rel

Breeding Details

Breeder	S & K Anderson		
Sire	Paynes Sublime-ET	**MGS**	Mourne Grove Hothouse S2F
Dam	MRTW-16-94	**MGD**	Global Genetic Gold S3J
gBW/Rel	378/68	**gBW/Rel**	396/84
PW/Rel	562/92	**PW/Rel**	496/96

Genomic Production gBVs

Production Efficiency

Milkfat	Protein	Milk Volume	Liveweight
56 kg	32 kg	97 l	3 kg
5.9 %	4.4 %		

Robustness

Fertility	Somatic Cell Count	Body Cond. Score	Functional Survival	Udder Overall
9.7 %	0.04	0.08	3.5 %	0.87

Other

Heifer Calving Diff.	Cow Calving Diff.	Gestation Length
0.0%/32%	-0.5%/36%	-7.0 days

Genomic TOP traits

	gBV
Adapts to Milking	.18
Shed Temperament	.18
Milking Speed	.16
Overall Opinion	.31
Stature	-.17
Capacity	.28
Rump Angle	.03
Rump Width	.17
Legs	-.07
Udder Support	.80
Front Udder	.90
Rear Udder	.66
Front Teat Placement	.26
Rear Teat Placement	.25
Teat Length	-.97
Udder Overall	.87
Dairy Conformation	.25

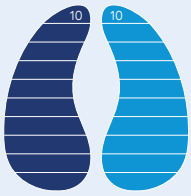

HOOFPRINT®
Nitrogen Efficiency
Methane Efficiency

LIC Initiatives

VMSI	1612	A2 Protein	A2A2
High Input	1670		

523082 Balantis **Fredrick**

KiwiCross® F10J6

$517/55%
gBW Rel

Breeding Details

Breeder	H & M Singh		
Sire	Julian Multiplier-ET	**MGS**	Mouries Angelo
Dam	Balantis A Titian	**MGD**	Balantis N Tammy
gBW/Rel	497/67	**gBW/Rel**	384/78
PW/Rel	566/82	**PW/Rel**	418/90

Genomic Production gBVs

Production Efficiency

Milkfat	Protein	Milk Volume	Liveweight
45 kg	29 kg	66 l	3 kg
5.6 %	4.4 %		

Robustness

Fertility	Somatic Cell Count	Body Cond. Score	Functional Survival	Udder Overall
11.5 %	0.60	0.15	5.2 %	1.34

Other

Heifer Calving Diff.	Cow Calving Diff.	Gestation Length
-0.7%/31%	0.1%/34%	-3.2 days

Genomic TOP traits

	gBV
Adapts to Milking	.30
Shed Temperament	.31
Milking Speed	-.02
Overall Opinion	.27
Stature	-.44
Capacity	.79
Rump Angle	.17
Rump Width	-.22
Legs	.05
Udder Support	1.05
Front Udder	1.18
Rear Udder	1.23
Front Teat Placement	.57
Rear Teat Placement	.60
Teat Length	-.25
Udder Overall	1.34
Dairy Conformation	.77

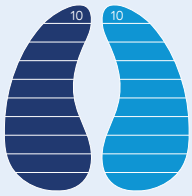

HOOFPRINT®
Nitrogen Efficiency
Methane Efficiency

LIC Initiatives

VMSI	1550	A2 Protein	A2A2
High Input	1649		

523078 Rhantana **Zeppelin**

KiwiCross® F10J6

$563/46%
gBW Rel

Breeding Details

Breeder	A & R Vogels		
Sire	Julian Duplicate-ET	**MGS**	Sanders Accolade
Dam	GMGQ-20-47	**MGD**	GMGQ-18-60
gBW/Rel	639/61	**gBW/Rel**	511/66
PW/Rel	687/72	**PW/Rel**	530/86

Genomic Production gBVs

Production Efficiency

Milkfat	Protein	Milk Volume	Liveweight
53 kg	30 kg	313 l	12 kg
5.5 %	4.2 %		

Robustness

Fertility	Somatic Cell Count	Body Cond. Score	Functional Survival	Udder Overall
10.3 %	-0.47	0.12	2.9 %	1.05

Other

Heifer Calving Diff.	Cow Calving Diff.	Gestation Length
-0.6%/31%	-0.3%/30%	-5.7 days

Genomic TOP traits

	gBV
Adapts to Milking	.29
Shed Temperament	.31
Milking Speed	-.22
Overall Opinion	.37
Stature	.06
Capacity	.49
Rump Angle	.17
Rump Width	.24
Legs	.11
Udder Support	.94
Front Udder	.94
Rear Udder	1.01
Front Teat Placement	.25
Rear Teat Placement	.36
Teat Length	-.31
Udder Overall	1.05
Dairy Conformation	.41

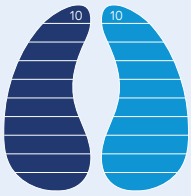

HOOFPRINT®
Nitrogen Efficiency
Methane Efficiency

LIC Initiatives

VMSI	1588	A2 Protein	A2A2
High Input	1660		

523002 Paynes **Satellite**-ET

KiwiCross® F11J5

$616/45%
gBW Rel

Breeding Details

Breeder	B & C Payne		
Sire	Snowline Andy-ET	**MGS**	Meander TD Azure-ET S1F
Dam	Paynes Sasha	**MGD**	Paynes Sonia
gBW/Rel	687/61	**gBW/Rel**	797/68
PW/Rel	1171/61	**PW/Rel**	1315/67

Genomic Production gBVs

Production Efficiency

Milkfat	Protein	Milk Volume	Liveweight
64 kg	44 kg	664 l	18 kg
5.4 %	4.1 %		

Robustness

Fertility	Somatic Cell Count	Body Cond. Score	Functional Survival	Udder Overall
5.2 %	-0.22	0.10	4.0 %	0.66

Other

Heifer Calving Diff.	Cow Calving Diff.	Gestation Length
-0.1%/29%	-0.7%/35%	-5.2 days

Genomic TOP traits

	gBV
Adapts to Milking	.22
Shed Temperament	.21
Milking Speed	.23
Overall Opinion	.29
Stature	.09
Capacity	.67
Rump Angle	.03
Rump Width	.21
Legs	.18
Udder Support	.69
Front Udder	.60
Rear Udder	.50
Front Teat Placement	.22
Rear Teat Placement	.45
Teat Length	-.33
Udder Overall	.66
Dairy Conformation	.52

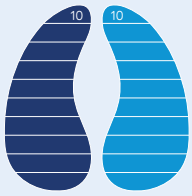

HOOFPRINT®
Nitrogen Efficiency
Methane Efficiency

LIC Initiatives

VMSI	1647	A2 Protein	A2A2
High Input	1688		

522032 Kainui **Dreamer**-ET

KiwiCross® F9J7

$524/56% gBW Rel

Breeding Details

Breeder	C & D Rogers		
Sire	Werders Premonition	**MGS**	Greenwell Blackhawk
Dam	JQMJ-19-109	**MGD**	JQMJ-14-99
gBW/Rel	613/63	**gBW/Rel**	446/66
PW/Rel	791/72	**PW/Rel**	896/89

Genomic Production gBVs

Production Efficiency

Milkfat	Protein	Milk Volume	Liveweight
52 kg	24 kg	-156 l	-3 kg
6.1 %	4.5 %		

Robustness

Fertility	Somatic Cell Count	Body Cond. Score	Functional Survival	Udder Overall
3.6 %	-0.28	0.04	4.4 %	0.88

Other

Heifer Calving Diff.	Cow Calving Diff.	Gestation Length
-1.4%/61%	-0.7%/68%	-6.6 days

Genomic TOP traits

	gBV	-.5	0	.5	1.0
Adapts to Milking	.39				
Shed Temperament	.40				
Milking Speed	.11				
Overall Opinion	.45				
Stature	-.37				
Capacity	.59				
Rump Angle	-.09				
Rump Width	-.09				
Legs	.06				
Udder Support	.75				
Front Udder	.93				
Rear Udder	.61				
Front Teat Placement	.57				
Rear Teat Placement	.96				
Teat Length	-.27				
Udder Overall	.88				
Dairy Conformation	.57				

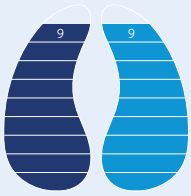

HOOFPRINT®

Nitrogen Efficiency

Methane Efficiency

LIC Initiatives

VMSI	1547	A2 Protein	A2A2
High Input	1574		

Fertility 1 Carrier

522038 Arkans **Commando**-ET

KiwiCross® F8J8

$536/57% gBW Rel

Breeding Details

Breeder	S & K Anderson		
Sire	Arkans Boombox-ET	**MGS**	Okura LT Integrity
Dam	Arkans Cherry	**MGD**	KHGL-13-14
gBW/Rel	514/68	**gBW/Rel**	396/53
PW/Rel	742/92	**PW/Rel**	837/87

Genomic Production gBVs

Production Efficiency

Milkfat	Protein	Milk Volume	Liveweight
45 kg	37 kg	525 l	-3 kg
5.1 %	4.1 %		

Robustness

Fertility	Somatic Cell Count	Body Cond. Score	Functional Survival	Udder Overall
3.4 %	-0.41	0.19	6.5 %	0.84

Other

Heifer Calving Diff.	Cow Calving Diff.	Gestation Length
-1.8%/53%	-1.1%/69%	-1.7 days

Genomic TOP traits

	gBV	-.5	0	.5	1.0
Adapts to Milking	.35				
Shed Temperament	.35				
Milking Speed	.28				
Overall Opinion	.43				
Stature	-.20				
Capacity	.64				
Rump Angle	-.46				
Rump Width	.38				
Legs	.14				
Udder Support	.72				
Front Udder	.84				
Rear Udder	.82				
Front Teat Placement	.17				
Rear Teat Placement	.25				
Teat Length	.12				
Udder Overall	.84				
Dairy Conformation	.68				

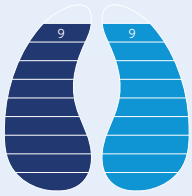

HOOFPRINT®

Nitrogen Efficiency

Methane Efficiency

LIC Initiatives

VMSI	1536	A2 Protein	A2A2
High Input	1579		

523022 Buelin **Oran**

KiwiCross® F7J9

$614/53%
gBW Rel

Three-year-old dam. Owner: CView Trust, Hawera

Breeding Details

Breeder	S Buhler		
Sire	Rockland LQ Berkly	**MGS**	Buelin BM Equator S2F
Dam	Buelin BBE Cascade S1F	**MGD**	Waiau B Cascade-ET-OC S0F
gBW/Rel	545/62	**gBW/Rel**	458/70
PW/Rel	748/71	**PW/Rel**	681/92

Genomic Production gBVs

Production Efficiency

Milkfat	Protein	Milk Volume	Liveweight
69 kg	44 kg	433 l	42 kg
5.7 %	4.3 %		

Robustness

Fertility	Somatic Cell Count	Body Cond. Score	Functional Survival	Udder Overall
6.5 %	-0.09	0.06	3.4 %	0.62

Other

Heifer Calving Diff.	Cow Calving Diff.	Gestation Length
-0.6%/30%	-0.2%/32%	-2.6 days

Genomic TOP traits

	gBV
Adapts to Milking	.50
Shed Temperament	.50
Milking Speed	.23
Overall Opinion	.68
Stature	.67
Capacity	.11
Rump Angle	-.11
Rump Width	.25
Legs	-.10
Udder Support	.68
Front Udder	.33
Rear Udder	.62
Front Teat Placement	.13
Rear Teat Placement	.36
Teat Length	.28
Udder Overall	.62
Dairy Conformation	.29

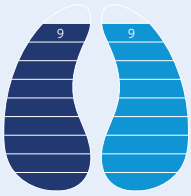

HOOFPRINT®
Nitrogen Efficiency
Methane Efficiency

LIC Initiatives

VMSI	1673	A2 Protein	A2A2
High Input	1704		

523007 Paynes **Preside**-ET

KiwiCross® F9J7

$546/45%
gBW Rel

Breeding Details

Breeder	B & C Payne		
Sire	Rhantana Iris ET	**MGS**	Duggans Gameplan
Dam	BGKN-20-11	**MGD**	Paynes Payzlee
gBW/Rel	492/62	**gBW/Rel**	475/71
PW/Rel	467/62	**PW/Rel**	1034/94

Genomic Production gBVs

Production Efficiency

Milkfat	Protein	Milk Volume	Liveweight
49 kg	37 kg	577 l	12 kg
5.2 %	4.1 %		

Robustness

Fertility	Somatic Cell Count	Body Cond. Score	Functional Survival	Udder Overall
7.9 %	-0.40	0.16	3.9 %	0.55

Other

Heifer Calving Diff.	Cow Calving Diff.	Gestation Length
0.0%/18%	-0.9%/28%	-3.2 days

Genomic TOP traits

	gBV
Adapts to Milking	.24
Shed Temperament	.25
Milking Speed	.04
Overall Opinion	.26
Stature	-.27
Capacity	.85
Rump Angle	-.16
Rump Width	.09
Legs	.06
Udder Support	.47
Front Udder	.52
Rear Udder	.66
Front Teat Placement	-.05
Rear Teat Placement	-.13
Teat Length	-.05
Udder Overall	.55
Dairy Conformation	.68

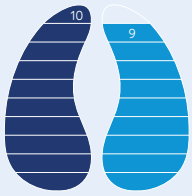

HOOFPRINT®
Nitrogen Efficiency
Methane Efficiency

LIC Initiatives

VMSI	1534	A2 Protein	A2A2
High Input	1597		

522050 Julian **Tu-Meke**

KiwiCross® F8J8

$580/55%
gBW Rel

Breeding Details

Breeder	K & R Julian		
Sire	Dowson Honenui-ET	**MGS**	Glen Koru Proclaimer-ET
Dam	HJQB-19-111	**MGD**	HJQB-13-6
gBW/Rel	634/63	**gBW/Rel**	592/74
PW/Rel	741/82	**PW/Rel**	967/91

Genomic Production gBVs

Production Efficiency

Milkfat	Protein	Milk Volume	Liveweight
58 kg	33 kg	-50 l	15 kg
6.1 %	4.6 %		

Robustness

Fertility	Somatic Cell Count	Body Cond. Score	Functional Survival	Udder Overall
6.5 %	0.20	0.08	2.7 %	0.92

Other

Heifer Calving Diff.	Cow Calving Diff.	Gestation Length
-2.0%/78%	-0.7%/79%	-5.5 days

Genomic TOP traits

	gBV
Adapts to Milking	.51
Shed Temperament	.54
Milking Speed	-.06
Overall Opinion	.46
Stature	-.09
Capacity	.86
Rump Angle	.59
Rump Width	-.08
Legs	.18
Udder Support	.76
Front Udder	.76
Rear Udder	.70
Front Teat Placement	.71
Rear Teat Placement	1.19
Teat Length	-1.14
Udder Overall	.92
Dairy Conformation	.64

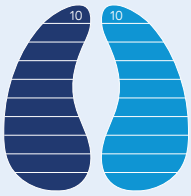

HOOFPRINT®
Nitrogen Efficiency
Methane Efficiency

LIC Initiatives

VMSI	1612	A2 Protein	A2A2
High Input	1668		

523031 Kainui **Exponential**-ET

KiwiCross® F6J10

$500/53%
gBW Rel

Breeding Details

Breeder	C & D Rogers		
Sire	Julian Multiplier-ET	**MGS**	Crescent Misty Dawson
Dam	JQMJ-20-130	**MGD**	JQMJ-15-64
gBW/Rel	532/60	**gBW/Rel**	450/65
PW/Rel	687/69	**PW/Rel**	766/90

Genomic Production gBVs

Production Efficiency

Milkfat	Protein	Milk Volume	Liveweight
38 kg	24 kg	-3 l	-26 kg
5.6 %	4.3 %		

Robustness

Fertility	Somatic Cell Count	Body Cond. Score	Functional Survival	Udder Overall
8.2 %	-0.22	0.03	3.9 %	1.16

Other

Heifer Calving Diff.	Cow Calving Diff.	Gestation Length
-1.7%/30%	-0.5%/32%	-4.8 days

Genomic TOP traits

	gBV
Adapts to Milking	.40
Shed Temperament	.42
Milking Speed	.04
Overall Opinion	.38
Stature	-.40
Capacity	.35
Rump Angle	.01
Rump Width	-.36
Legs	-.06
Udder Support	.94
Front Udder	.89
Rear Udder	1.16
Front Teat Placement	.44
Rear Teat Placement	.53
Teat Length	-.66
Udder Overall	1.16
Dairy Conformation	.46

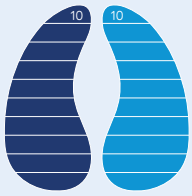

HOOFPRINT®
Nitrogen Efficiency
Methane Efficiency

LIC Initiatives

VMSI	1518	A2 Protein	A2A2
High Input	1577		

523056 Wittenham **Spartan**

KiwiCross® F8J8

$548/45%
gBW Rel

Breeding Details

Breeder	S & A Baxter		
Sire	Paynes Stamina-ET	**MGS**	Glenui Super Lamar
Dam	MNWG-20-71	**MGD**	MNWG-16-44
gBW/Rel	504/62	**gBW/Rel**	450/56
PW/Rel	466/73	**PW/Rel**	676/89

Genomic Production gBVs

Production Efficiency

Milkfat	Protein	Milk Volume	Liveweight
58 kg	38 kg	623 l	6 kg
5.3 %	4.1 %		

Robustness

Fertility	Somatic Cell Count	Body Cond. Score	Functional Survival	Udder Overall
5.1 %	-0.24	-0.03	3.5 %	0.57

Other

Heifer Calving Diff.	Cow Calving Diff.	Gestation Length
-0.2%/33%	-0.7%/32%	-5.6 days

Genomic TOP traits

	gBV
Adapts to Milking	.21
Shed Temperament	.21
Milking Speed	.17
Overall Opinion	.29
Stature	-.01
Capacity	.44
Rump Angle	-.19
Rump Width	.51
Legs	.03
Udder Support	.50
Front Udder	.43
Rear Udder	.62
Front Teat Placement	.12
Rear Teat Placement	.16
Teat Length	-.01
Udder Overall	.57
Dairy Conformation	.50

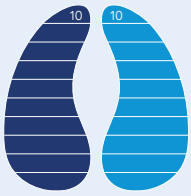

HOOFPRINT®
Nitrogen Efficiency
Methane Efficiency

LIC Initiatives

VMSI	1571	A2 Protein	A2A2
High Input	1606		

523001 Paynes **Salvation**-ET

KiwiCross® F8J8

$605/46%
gBW Rel

Breeding Details

Breeder	B & C Payne		
Sire	Greenmile Rifleman-ET	**MGS**	Speakes Slipstream
Dam	BGKN-20-25	**MGD**	Paynes Sally
gBW/Rel	566/63	**gBW/Rel**	747/11
PW/Rel	853/72	**PW/Rel**	1152/86

Genomic Production gBVs

Production Efficiency

Milkfat	Protein	Milk Volume	Liveweight
69 kg	49 kg	730 l	25 kg
5.4 %	4.2 %		

Robustness

Fertility	Somatic Cell Count	Body Cond. Score	Functional Survival	Udder Overall
4.1 %	0.43	0.00	4.1 %	1.14

Other

Heifer Calving Diff.	Cow Calving Diff.	Gestation Length
-0.4%/32%	-0.1%/32%	-5.1 days

Genomic TOP traits

	gBV
Adapts to Milking	.19
Shed Temperament	.19
Milking Speed	.10
Overall Opinion	.18
Stature	.45
Capacity	.39
Rump Angle	-.04
Rump Width	.20
Legs	-.05
Udder Support	1.01
Front Udder	.62
Rear Udder	1.15
Front Teat Placement	.72
Rear Teat Placement	1.51
Teat Length	-1.07
Udder Overall	1.14
Dairy Conformation	.57

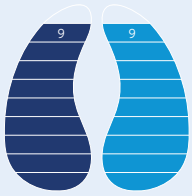

HOOFPRINT®
Nitrogen Efficiency
Methane Efficiency

LIC Initiatives

VMSI	1693	A2 Protein	A2A2
High Input	1742		

522008 Paynes **Neutralise**-ET

KiwiCross® F10J6

$516/55% gBW Rel

Breeding Details

Breeder	B & C Payne		
Sire	Arkans Breeze	**MGS**	Priests Sierra
Dam	Paynes Nelly	**MGD**	BGKN-16-182
gBW/Rel	493/69	**gBW/Rel**	600/70
PW/Rel	277/90	**PW/Rel**	1128/97

Genomic Production gBVs

Production Efficiency

Milkfat	Protein	Milk Volume	Liveweight
43 kg	25 kg	-5 l	2 kg
5.7 %	4.3 %		

Robustness

Fertility	Somatic Cell Count	Body Cond. Score	Functional Survival	Udder Overall
11.3 %	0.02	0.20	5.6 %	1.23

Other

Heifer Calving Diff.	Cow Calving Diff.	Gestation Length
-0.1%/22%	-0.1%/71%	1.2 days

Genomic TOP traits

	gBV
Adapts to Milking	.27
Shed Temperament	.26
Milking Speed	.25
Overall Opinion	.36
Stature	-.18
Capacity	.81
Rump Angle	.22
Rump Width	.17
Legs	.05
Udder Support	1.16
Front Udder	1.24
Rear Udder	1.13
Front Teat Placement	.16
Rear Teat Placement	.28
Teat Length	-.11
Udder Overall	1.23
Dairy Conformation	.71

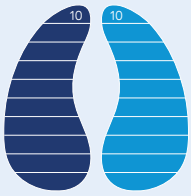

HOOFPRINT®
Nitrogen Efficiency
Methane Efficiency

LIC Initiatives

VMSI	1556	A2 Protein	A2A2
High Input	1640		

Fertility 1 Carrier

523092 Plateau **Dembe**

KiwiCross® F9J7

$598/46% gBW Rel

Breeding Details

Breeder	E McSweeney		
Sire	Baldricks Spectacular	**MGS**	Howses Springfield
Dam	Plateau Springfield Della	**MGD**	Plateau Terrific Delia
gBW/Rel	396/63	**gBW/Rel**	445/73
PW/Rel	588/72	**PW/Rel**	650/96

Genomic Production gBVs

Production Efficiency

Milkfat	Protein	Milk Volume	Liveweight
67 kg	40 kg	499 l	27 kg
5.6 %	4.2 %		

Robustness

Fertility	Somatic Cell Count	Body Cond. Score	Functional Survival	Udder Overall
4.5 %	-0.40	0.07	3.8 %	0.98

Other

Heifer Calving Diff.	Cow Calving Diff.	Gestation Length
0.7%/33%	-0.1%/31%	0.8 days

Genomic TOP traits

	gBV
Adapts to Milking	.11
Shed Temperament	.09
Milking Speed	.35
Overall Opinion	.23
Stature	.31
Capacity	.62
Rump Angle	-.26
Rump Width	.25
Legs	.13
Udder Support	.96
Front Udder	.69
Rear Udder	.97
Front Teat Placement	.25
Rear Teat Placement	.54
Teat Length	-.50
Udder Overall	.98
Dairy Conformation	.70

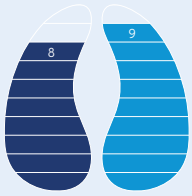

HOOFPRINT®
Nitrogen Efficiency
Methane Efficiency

LIC Initiatives

VMSI	1677	A2 Protein	A2A2
High Input	1712		

522013 Paynes **Physicist**-ET

KiwiCross® F10J6

$540/56%
gBW Rel

Breeding Details

Breeder	B & C Payne		
Sire	Dowson Honenui-ET	**MGS**	Glen Koru Proclaimer-ET
Dam	Paynes Payslee	**MGD**	Paynes Technician Ivy-ET S0F
gBW/Rel	529/69	**gBW/Rel**	430/76
PW/Rel	588/88	**PW/Rel**	403/95

Genomic Production gBVs

Production Efficiency

Milkfat	Protein	Milk Volume	Liveweight
54 kg	29 kg	-31 l	-6 kg
6.0 %	4.5 %		

Robustness

Fertility	Somatic Cell Count	Body Cond. Score	Functional Survival	Udder Overall
4.2 %	0.12	0.07	5.2 %	0.95

Other

Heifer Calving Diff.	Cow Calving Diff.	Gestation Length
0.8%/59%	-0.5%/67%	2.5 days

Genomic TOP traits

	gBV
Adapts to Milking	.68
Shed Temperament	.71
Milking Speed	.10
Overall Opinion	.70
Stature	-.11
Capacity	.55
Rump Angle	.01
Rump Width	-.27
Legs	.04
Udder Support	.82
Front Udder	.74
Rear Udder	.86
Front Teat Placement	.36
Rear Teat Placement	.43
Teat Length	-.05
Udder Overall	.95
Dairy Conformation	.54

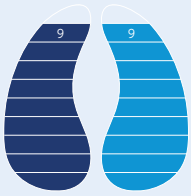

HOOFPRINT®
Nitrogen Efficiency
Methane Efficiency

LIC Initiatives

VMSI	1572	A2 Protein	A2A2
High Input	1618		

522069 Bentons **Second-Chance**

KiwiCross® F11J5

$548/53%
gBW Rel

Breeding Details

Breeder	A & A Benton		
Sire	Scotts BV Darius-ET	**MGS**	Okura LT Integrity
Dam	GVHK-17-5	**MGD**	GVHK-12-516
gBW/Rel	512/62	**gBW/Rel**	353/51
PW/Rel	678/90	**PW/Rel**	625/87

Genomic Production gBVs

Production Efficiency

Milkfat	Protein	Milk Volume	Liveweight
67 kg	41 kg	495 l	56 kg
5.6 %	4.2 %		

Robustness

Fertility	Somatic Cell Count	Body Cond. Score	Functional Survival	Udder Overall
3.9 %	0.08	0.20	2.3 %	0.50

Other

Heifer Calving Diff.	Cow Calving Diff.	Gestation Length
3.1%/42%	-1.1%/66%	-1.8 days

Genomic TOP traits

	gBV
Adapts to Milking	.63
Shed Temperament	.66
Milking Speed	.07
Overall Opinion	.66
Stature	.47
Capacity	.92
Rump Angle	-.15
Rump Width	.52
Legs	-.06
Udder Support	.37
Front Udder	.31
Rear Udder	.52
Front Teat Placement	.15
Rear Teat Placement	-.05
Teat Length	-.11
Udder Overall	.50
Dairy Conformation	.83

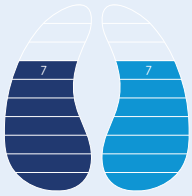

HOOFPRINT®
Nitrogen Efficiency
Methane Efficiency

LIC Initiatives

VMSI	1572	A2 Protein	A2A2
High Input	1620		

523013 Mattajude **Oasis**

KiwiCross® F7J9

$518/53%
gBW Rel

Breeding Details

Breeder	M Brady		
Sire	Rockland LQ Berkly	**MGS**	Meander SB Arrow-ET S2F
Dam	NTHX-20-5	**MGD**	NTHX-18-52
gBW/Rel	383/62	**gBW/Rel**	356/67
PW/Rel	376/70	**PW/Rel**	398/91

Genomic Production gBVs

Production Efficiency

Milkfat	Protein	Milk Volume	Liveweight
51 kg	30 kg	170 l	1 kg
5.6 %	4.3 %		

Robustness

Fertility	Somatic Cell Count	Body Cond. Score	Functional Survival	Udder Overall
5.8 %	-0.27	0.00	4.2 %	0.85

Other

Heifer Calving Diff.	Cow Calving Diff.	Gestation Length
-1.0%/32%	-0.1%/32%	-0.4 days

Genomic TOP traits

	gBV	-.5	0	.5	1.0
Adapts to Milking	.43				
Shed Temperament	.44				
Milking Speed	.29				
Overall Opinion	.47				
Stature	.17				
Capacity	.48				
Rump Angle	-.16				
Rump Width	.18				
Legs	-.07				
Udder Support	.72				
Front Udder	.73				
Rear Udder	.98				
Front Teat Placement	.11				
Rear Teat Placement	.19				
Teat Length	.18				
Udder Overall	.85				
Dairy Conformation	.61				

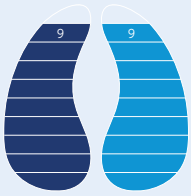

HOOFPRINT®
Nitrogen Efficiency
Methane Efficiency

LIC Initiatives

VMSI	1554	A2 Protein	A2A2
High Input	1593		

521072 Baldricks **Spectacular**

KiwiCross® F10J6

$528/57%
gBW Rel

Breeding Details

Breeder	H & C O'Donnell		
Sire	Gordons Flash-Gordon	**MGS**	San Ray FM Beamer-ET S2F
Dam	KGQL-15-89	**MGD**	PLP-11-94
gBW/Rel	487/72	**gBW/Rel**	358/69
PW/Rel	631/96	**PW/Rel**	581/92

Genomic Production gBVs

Production Efficiency

Milkfat	Protein	Milk Volume	Liveweight
54 kg	31 kg	272 l	9 kg
5.6 %	4.2 %		

Robustness

Fertility	Somatic Cell Count	Body Cond. Score	Functional Survival	Udder Overall
5.4 %	-0.28	0.07	5.5 %	0.98

Other

Heifer Calving Diff.	Cow Calving Diff.	Gestation Length
2.4%/89%	0.2%/88%	0.6 days

Genomic TOP traits

	gBV	-.5	0	.5	1.0
Adapts to Milking	.32				
Shed Temperament	.30				
Milking Speed	.61				
Overall Opinion	.42				
Stature	.07				
Capacity	.68				
Rump Angle	-.09				
Rump Width	.65				
Legs	-.07				
Udder Support	.88				
Front Udder	.82				
Rear Udder	1.04				
Front Teat Placement	.14				
Rear Teat Placement	.27				
Teat Length	-.35				
Udder Overall	.98				
Dairy Conformation	.72				

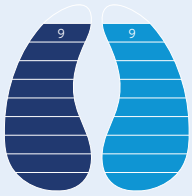

HOOFPRINT®
Nitrogen Efficiency
Methane Efficiency

LIC Initiatives

VMSI	1584	A2 Protein	A2A2
High Input	1621		

519023 Paynes **Publisher**-ET

Premier Sire | Genomic Graduate

Available in 4M

KiwiCross® F11J5

gBW $509/97% Rel

Individually $36.95 +gst

Classic Packs from $23.72* +gst

*Includes 10% InvestaMate discount

Breeding Details

Breeder	B & C Payne	**Dam**	Paynes Petra
Sire	Horizon Boulevard-ET	**MGS**	Mourne Grove Hothouse S2F

Production gBVs

2598 Daughters 358 Herds

Production Efficiency

Milkfat	Protein	Milk Volume	Liveweight
50 kg	51 kg	703 l	62 kg
5.1 %	4.3 %		

Robustness

Fertility	Somatic Cell Count	Body Cond. Score	Functional Survival	Udder Overall
2.4 %	-0.09	0.20	3.0 %	0.51

Other

Heifer Calving Difficulty	Cow Calving Difficulty	Gestation Length
2.4%/91%	-0.7%/95%	-3.1 days

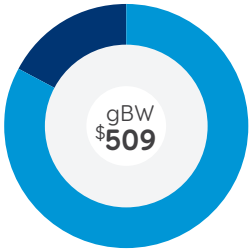

Production efficiency	423	83%
Robustness	86	17%

Two-year-old daughter. Owner: D & S Farms, Thames

Two-year-old daughter. Owner: JR & RN Flynn, Thames

TOP traits

104 Daughters TOP Inspected

Management	gBV	-.5	0	.5	1.0
Adapts to Milking	.29				
Shed Temperament	.29				
Milking Speed	.17				
Overall Opinion	.52				
Conformation	**gBV**	**-.5**	**0**	**.5**	**1.0**
Stature	.38				
Capacity	.66				
Rump Angle	.04				
Rump Width	.48				
Legs	-.04				
Udder Support	.54				
Front Udder	.32				
Rear Udder	.68				
Front Teat Placement	-.15				
Rear Teat Placement	-.08				
Teat Length	-.37				
Udder Overall	.51				
Dairy Conformation	.66				

New Zealand Genetics 51 %

19/01/2024

HOOFPRINT®

Nitrogen Efficiency

Methane Efficiency

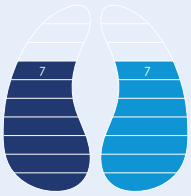

LIC Initiatives

VMSI	1550	A2 Protein	A2A2
High Input	1587		

520091 Marshall **Papamoa**

KiwiCross® F6J10

gBW $499/88% Rel

Individually $36.95 +gst

Classic Packs from $23.72* +gst

*Includes 10% InvestaMate discount

Premier Sire

Genomic Graduate

Available in 4M

Breeding Details

Breeder	R & M Smith	**Dam**	CHNQ-17-338
Sire	Bells Ol Floyd S3J	**MGS**	Carsons Mecca Pulse S1F

Production gBVs

146 Daughters 62 Herds

Production Efficiency

Milkfat	Protein	Milk Volume	Liveweight
49 kg	22 kg	-13 l	-2 kg
5.8 %	4.3 %		

Robustness

Fertility	Somatic Cell Count	Body Cond. Score	Functional Survival	Udder Overall
4.0 %	-0.24	0.20	5.0 %	1.15

Other

Heifer Calving Difficulty	Cow Calving Difficulty	Gestation Length
-2.4%/80%	-1.2%/82%	-1.6 days

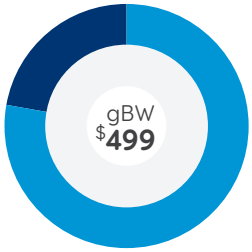

Production efficiency	389	78%
Robustness	110	22%

TOP traits

112 Daughters TOP Inspected

Management	gBV
Adapts to Milking	.30
Shed Temperament	.30
Milking Speed	.18
Overall Opinion	.33

Conformation	gBV
Stature	-.47
Capacity	.51
Rump Angle	.10
Rump Width	.25
Legs	.05
Udder Support	1.04
Front Udder	.96
Rear Udder	1.17
Front Teat Placement	.27
Rear Teat Placement	.53
Teat Length	-.49
Udder Overall	1.15
Dairy Conformation	.55

New Zealand Genetics 59 %

19/01/2024

LIC Initiatives

VMSI	1526	A2 Protein	A1A2
High Input	1574		

Two-year-old Daughter. Owner: B & T Hopson partnership, Paeroa

Two-year-old daughter. owner: Aslan Farms Limited, Waitoa

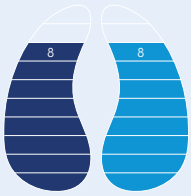

HOOFPRINT®

Nitrogen Efficiency

Methane Efficiency

Daughter Proven

519034 Gordons **Flash-Gordon**

Premier Sire

Top 5 Protein

Available in 4M

KiwiCross® F8J8

gBW $569/91% Rel

Individually $36.95 +gst

Classic Packs from $23.72* +gst

*Includes 10% InvestaMate discount

Breeding Details

Breeder	S & S Gordon	**Dam**	Gordons Number Five
Sire	Linan Integrity Winston	**MGS**	Gydeland Excel Inca S3F

Production gBVs

144 Daughters 63 Herds

Production Efficiency

Milkfat	Protein	Milk Volume	Liveweight
59 kg	52 kg	995 l	16 kg
5.0 %	4.0 %		

Robustness

Fertility	Somatic Cell Count	Body Cond. Score	Functional Survival	Udder Overall
2.8 %	0.02	0.08	3.8 %	0.46

Other

Heifer Calving Difficulty	Cow Calving Difficulty	Gestation Length
-0.3%/74%	0.5%/83%	3.7 days

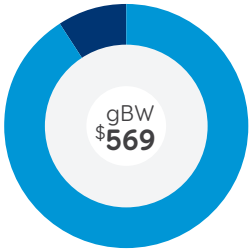

Production efficiency	518	91%
Robustness	51	9%

Two-year-old daughter. Owner:Dairy View Farm Ltd, Morrinsville

Two-year-old daughter. Owner:Cow Freaks Ltd, Te Awamutu

TOP traits

88 Daughters TOP Inspected

Management	gBV	-.5	0	.5	1.0
Adapts to Milking	.22				
Shed Temperament	.22				
Milking Speed	.10				
Overall Opinion	.35				
Conformation	**gBV**	**-.5**	**0**	**.5**	**1.0**
Stature	.24				
Capacity	.34				
Rump Angle	-.09				
Rump Width	-.01				
Legs	-.06				
Udder Support	.39				
Front Udder	.34				
Rear Udder	.85				
Front Teat Placement	-.30				
Rear Teat Placement	-.36				
Teat Length	-.12				
Udder Overall	.46				
Dairy Conformation	.50				

New Zealand Genetics 55 %

19/01/2024

HOOFPRINT®

Nitrogen Efficiency

Methane Efficiency

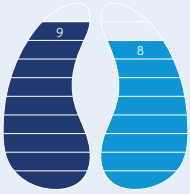

LIC Initiatives

VMSI	1586	A2 Protein	A1A2
High Input	1632		

Daughter Proven

520033 Dowson **Honenui**-ET

KiwiCross® F7J9

gBW $420/92% Rel

Individually $35.95 +gst

Classic Packs from $23.72* +gst

*Includes 10% InvestaMate discount

Genomic Graduate

Top 5 Fertility

Available in 4M

Breeding Details

Breeder	N & M Dowson	**Dam**	GNVV-15-2
Sire	Greenwell Blackhawk	**MGS**	Braedene Manz Trumpet ET

Production gBVs

354 Daughters 119 Herds

Production Efficiency

Milkfat	Protein	Milk Volume	Liveweight
44 kg	21 kg	-442 l	52 kg
6.3 %	4.7 %		

Robustness

Fertility	Somatic Cell Count	Body Cond. Score	Functional Survival	Udder Overall
9.3 %	0.32	0.13	4.6 %	1.10

Other

Heifer Calving Difficulty	Cow Calving Difficulty	Gestation Length
-1.3%/96%	0.0%/96%	0.0 days

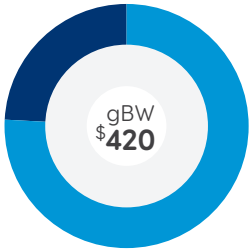

Production efficiency	319	76%
Robustness	101	24%

TOP traits

143 Daughters TOP Inspected

Management	gBV
Adapts to Milking	.62
Shed Temperament	.63
Milking Speed	.21
Overall Opinion	.66

Conformation	gBV
Stature	.34
Capacity	.73
Rump Angle	.34
Rump Width	-.10
Legs	.12
Udder Support	1.01
Front Udder	1.03
Rear Udder	.77
Front Teat Placement	.59
Rear Teat Placement	.87
Teat Length	-.16
Udder Overall	1.10
Dairy Conformation	.64

New Zealand Genetics 63 %

19/01/2024

LIC Initiatives

VMSI	1504	A2 Protein	A2A2
High Input	1559		

Five-year-old dam. Owner: Dowson Farms, Tauranga

Two-year-old daughter. Owner: Greenhill Lands Ltd, Paeroa

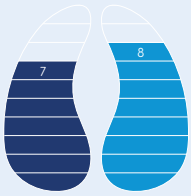

HOOFPRINT®

Nitrogen Efficiency

Methane Efficiency

Daughter Proven

520054 Paynes **Palatine**-ET

Premier Sire

KiwiCross® F6J10

gBW $474/88% Rel

Individually $35.95 +gst

Classic Packs from $23.72* +gst

*Includes 10% InvestaMate discount

Breeding Details

Breeder	B & C Payne	**Dam**	Paynes Tech Presley
Sire	Bells Ol Floyd S3J	**MGS**	Tregaron Technician S2F

Production gBVs

123 Daughters 47 Herds

Production Efficiency

Milkfat	Protein	Milk Volume	Liveweight
38 kg	40 kg	354 l	37 kg
5.2 %	4.3 %		

Robustness

Fertility	Somatic Cell Count	Body Cond. Score	Functional Survival	Udder Overall
5.6 %	-0.10	0.21	3.5 %	0.55

Other

Heifer Calving Difficulty	Cow Calving Difficulty	Gestation Length
0.5%/66%	-1.4%/64%	-3.5 days

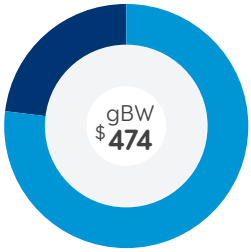

Production efficiency	364	77%
Robustness	110	23%

Two-year-old daughter. Owner: White Horizons Limited, Mangakino

TOP traits

115 Daughters TOP Inspected

Management	gBV	-.5	0	.5	1.0
Adapts to Milking	.07				
Shed Temperament	.06				
Milking Speed	.01				
Overall Opinion	.23				
Conformation	**gBV**	**-.5**	**0**	**.5**	**1.0**
Stature	.21				
Capacity	.65				
Rump Angle	.13				
Rump Width	.62				
Legs	-.08				
Udder Support	.42				
Front Udder	.33				
Rear Udder	.88				
Front Teat Placement	-.21				
Rear Teat Placement	-.52				
Teat Length	.81				
Udder Overall	.55				
Dairy Conformation	.63				

New Zealand Genetics 63 %

19/01/2024

LIC Initiatives

VMSI	1467	A2 Protein	A2A2
High Input	1524		

HOOFPRINT®

Nitrogen Efficiency

Methane Efficiency

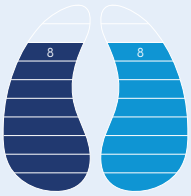

Daughter Proven

520034 Crossans **Chancellor**-ET

KiwiCross® F9J7

gBW $577/86% Rel

Individually $36.95 +gst

Classic Packs from $23.72* +gst

*Includes 10% InvestaMate discount

Genomic Graduate | Top 5 Protein | Top 5 Milkfat

Two-year-old daughter. Owner: Cow Freaks Ltd, Waitoa

Two-year-old daughter. Owner: Kaihere Farms Ltd, Ngatea

Daughter Proven

Breeding Details

Breeder	P & J Crossan	**Dam**	CWHV-17-3
Sire	Glen Koru Proclaimer-ET	**MGS**	Arrieta Branson-ET

Production gBVs

104 Daughters 46 Herds

Production Efficiency

Milkfat	Protein	Milk Volume	Liveweight
66 kg	50 kg	740 l	16 kg
5.3 %	4.2 %		

Robustness

Fertility	Somatic Cell Count	Body Cond. Score	Functional Survival	Udder Overall
0.9 %	0.32	-0.08	3.2 %	0.77

Other

Heifer Calving Difficulty	Cow Calving Difficulty	Gestation Length
4.4%/49%	-0.2%/92%	-2.2 days

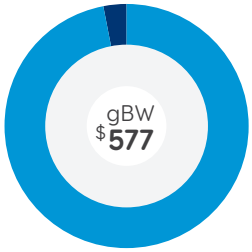

Production efficiency	560	97%
Robustness	17	3%

TOP traits

98 Daughters TOP Inspected

Management	gBV
Adapts to Milking	.20
Shed Temperament	.20
Milking Speed	.07
Overall Opinion	.22

Conformation	gBV
Stature	.05
Capacity	.32
Rump Angle	-.17
Rump Width	.06
Legs	-.18
Udder Support	.58
Front Udder	.46
Rear Udder	.76
Front Teat Placement	.27
Rear Teat Placement	-.06
Teat Length	-.04
Udder Overall	.77
Dairy Conformation	.55

New Zealand Genetics 49 %

19/01/2024

LIC Initiatives

VMSI	1631	A2 Protein	A2A2
High Input	1664		

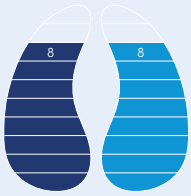

HOOFPRINT®

Nitrogen Efficiency

Methane Efficiency

519014 Lynbrook **Kryptonite**

KiwiCross® F10J6

gBW $462/89% Rel

Individually $35.95 +gst

Classic Packs from $23.72* +gst

*Includes 10% InvestaMate discount

Breeding Details

Breeder	S & N Ireland	**Dam**	Lynbrook Beamer Karen
Sire	Arkans Patriarch-ET	**MGS**	San Ray FM Beamer-ET S2F

Production gBVs

105 Daughters 35 Herds

Production Efficiency

Milkfat	Protein	Milk Volume	Liveweight
44 kg	26 kg	471 l	-37 kg
5.2 %	4.0 %		

Robustness

Fertility	Somatic Cell Count	Body Cond. Score	Functional Survival	Udder Overall
0.7 %	-0.30	-0.03	1.4 %	0.91

Other

Heifer Calving Difficulty	Cow Calving Difficulty	Gestation Length
0.2%/42%	-1.2%/67%	-6.7 days

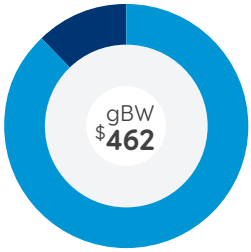

Production efficiency	406	88%
Robustness	56	12%

Two-year-old daughter. Owner: JR & RN Flynn, Thames

Two-year-old daughter. Owner: JR & RN Flynn, Thames

TOP traits

91 Daughters TOP Inspected

Management	gBV	-.5	0	.5	1.0
Adapts to Milking	.25				
Shed Temperament	.25				
Milking Speed	.09				
Overall Opinion	.33				
Conformation	**gBV**	**-.5**	**0**	**.5**	**1.0**
Stature	-.50				
Capacity	.11				
Rump Angle	.19				
Rump Width	.01				
Legs	.02				
Udder Support	.58				
Front Udder	.72				
Rear Udder	1.09				
Front Teat Placement	.52				
Rear Teat Placement	.91				
Teat Length	-.91				
Udder Overall	.91				
Dairy Conformation	.26				

New Zealand Genetics 49 %

19/01/2024

HOOFPRINT®

Nitrogen Efficiency

Methane Efficiency

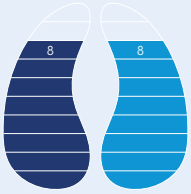

LIC Initiatives

VMSI	1462	A2 Protein	A1A2
High Input	1487		

520008 Julian **Multiplier**-ET

KiwiCross® F9J7

gBW $401/89% Rel

Individually $35.95 +gst

Classic Packs from $23.72* +gst

*Includes 10% InvestaMate discount

Genomic Graduate

Top 5 Udders

Available in 4M

Breeding Details

Breeder	K & R Julian	**Dam**	HJQB-11-6
Sire	Glen Koru Proclaimer-ET	**MGS**	Okura Lika Murmur S3J

Production gBVs

161 Daughters 75 Herds

Production Efficiency

Milkfat	Protein	Milk Volume	Liveweight
37 kg	22 kg	224 l	-4 kg
5.3 %	4.1 %		

Robustness

Fertility	Somatic Cell Count	Body Cond. Score	Functional Survival	Udder Overall
7.5 %	-0.03	0.00	3.6 %	1.41

Other

Heifer Calving Difficulty	Cow Calving Difficulty	Gestation Length
-1.5%/95%	0.1%/93%	-1.7 days

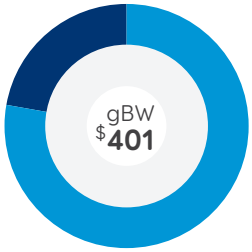

Production efficiency	315	78%
Robustness	86	22%

TOP traits

120 Daughters TOP Inspected

Management	gBV	-.5	0	.5	1.0
Adapts to Milking	.18				
Shed Temperament	.18				
Milking Speed	-.01				
Overall Opinion	.19				
Conformation	**gBV**	**-.5**	**0**	**.5**	**1.0**
Stature	-.04				
Capacity	.66				
Rump Angle	.06				
Rump Width	-.41				
Legs	.06				
Udder Support	1.19				
Front Udder	1.16				
Rear Udder	1.37				
Front Teat Placement	.52				
Rear Teat Placement	.75				
Teat Length	-.80				
Udder Overall	1.41				
Dairy Conformation	.66				

New Zealand Genetics 56 %

19/01/2024

LIC Initiatives

VMSI	1474	A2 Protein	A2A2
High Input	1543		

Two-year-old daughter. Owner: D & H Ridley Limited, Rotorua

Two-year-old daughter. Owner: Kaihere Farms Ltd, Ngatea

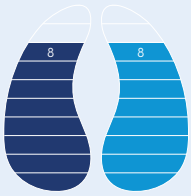

HOOFPRINT®

Nitrogen Efficiency

Methane Efficiency

Daughter Proven

520068 Morgans **Malawi**

Premier Sire | Genomic Graduate

Available in 4M

KiwiCross® F12J4

gBW $469/86% Rel

Individually $34.95 +gst

Classic Packs from $23.72* +gst

*Includes 10% InvestaMate discount

Breeding Details

Breeder	D & J Morgan	**Dam**	DJHF-14-25
Sire	Stoupes BG Triumphant S1F	**MGS**	Braemark Bullion

Production gBVs

102 Daughters 45 Herds

Production Efficiency

Milkfat	Protein	Milk Volume	Liveweight
64 kg	35 kg	867 l	44 kg
5.2 %	3.8 %		

Robustness

Fertility	Somatic Cell Count	Body Cond. Score	Functional Survival	Udder Overall
4.0 %	0.24	0.16	4.8 %	0.52

Other

Heifer Calving Difficulty	Cow Calving Difficulty	Gestation Length
1.7%/88%	-0.2%/92%	-3.5 days

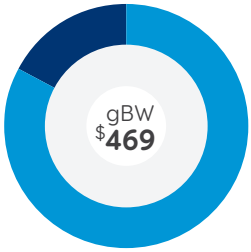

Production efficiency	391	83%
Robustness	78	17%

Two-year-old daughter. Owner: Illawarra Agri Limited, Taupiri

TOP traits

94 Daughters TOP Inspected

Management	gBV	-.5	0	.5	1.0
Adapts to Milking	.09				
Shed Temperament	.08				
Milking Speed	.17				
Overall Opinion	.30				
Conformation	**gBV**	**-.5**	**0**	**.5**	**1.0**
Stature	.27				
Capacity	.28				
Rump Angle	.17				
Rump Width	-.07				
Legs	-.01				
Udder Support	.57				
Front Udder	.05				
Rear Udder	.54				
Front Teat Placement	.36				
Rear Teat Placement	.90				
Teat Length	.14				
Udder Overall	.52				
Dairy Conformation	.36				

New Zealand Genetics 50 %

19/01/2024

HOOFPRINT®

Nitrogen Efficiency

Methane Efficiency

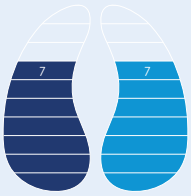

LIC Initiatives

VMSI	1510	A2 Protein	A2A2
High Input	1546		

Daughter Proven

519082 Heavynly Heights **Joshua**

KiwiCross® F12J4

gBW $439/88% Rel

Individually $35.95 +gst

Classic Packs from $23.72* +gst

*Includes 10% InvestaMate discount

Premier Sire

Top 5 Volume

Available in 4M

Breeding Details

Breeder	A, H & M Schick	**Dam**	GFJX-15-33
Sire	Priests Sierra	**MGS**	Greenwell FI Blade S3F

Production gBVs

91 Daughters 42 Herds

Production Efficiency

Milkfat	Protein	Milk Volume	Liveweight
42 kg	43 kg	921 l	20 kg
4.7 %	3.9 %		

Robustness

Fertility	Somatic Cell Count	Body Cond. Score	Functional Survival	Udder Overall
3.6 %	0.23	0.06	3.4 %	0.94

Other

Heifer Calving Difficulty	Cow Calving Difficulty	Gestation Length
4.7%/35%	0.1%/68%	-3.4 days

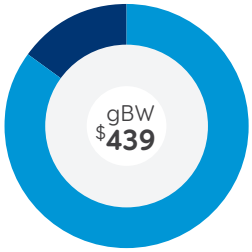

Production efficiency	374	85%
Robustness	65	15%

TOP traits

76 Daughters TOP Inspected

Management	gBV
Adapts to Milking	.68
Shed Temperament	.70
Milking Speed	.14
Overall Opinion	.63

Conformation	gBV
Stature	-.14
Capacity	.59
Rump Angle	-.30
Rump Width	.31
Legs	-.06
Udder Support	.78
Front Udder	.91
Rear Udder	.63
Front Teat Placement	.69
Rear Teat Placement	1.03
Teat Length	-1.09
Udder Overall	.94
Dairy Conformation	.64

New Zealand Genetics 51 %
Fertility 1 Carrier

19/01/2024

LIC Initiatives

VMSI	1497	A2 Protein	A1A2
High Input	1545		

Two-year-old daughter. Owner: GM & HM Julian, New Plymouth

Two-year-old daughter. Owner: B & T Hobson Partnership, Paeroa

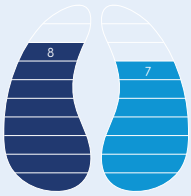

HOOFPRINT®

Nitrogen Efficiency

Methane Efficiency

Daughter Proven

520063 Sansons **Emerald**-ET

Premier Sire | Genomic Graduate

Available in 4M

KiwiCross® F9J7

gBW $451/86% Rel

Individually $34.95 +gst

Classic Packs from $23.72* +gst

*Includes 10% InvestaMate discount

Breeding Details

Breeder	J & S Sanson	**Dam**	Sansons Terrific Girl No9
Sire	Glen Koru Proclaimer-ET	**MGS**	Lynbrook Terrific ET S3J

Production gBVs

96 Daughters 40 Herds

Production Efficiency

Milkfat	Protein	Milk Volume	Liveweight
52 kg	41 kg	773 l	26 kg
5.0 %	4.0 %		

Robustness

Fertility	Somatic Cell Count	Body Cond. Score	Functional Survival	Udder Overall
1.1 %	0.41	0.09	4.6 %	0.71

Other

Heifer Calving Difficulty	Cow Calving Difficulty	Gestation Length
-1.2%/83%	-0.1%/83%	0.1 days

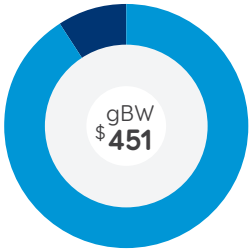

Production efficiency	412	91%
Robustness	39	9%

Two-year-old daughter. Owner: J B Fleming Family Trust, Opunake

Two-year-old daughter. Owner: G & K Box, Matamata

TOP traits

89 Daughters TOP Inspected

Management	gBV	-.5	0	.5	1.0
Adapts to Milking	.53				
Shed Temperament	.55				
Milking Speed	.17				
Overall Opinion	.60				
Conformation	**gBV**	**-.5**	**0**	**.5**	**1.0**
Stature	.10				
Capacity	.22				
Rump Angle	-.01				
Rump Width	-.08				
Legs	-.11				
Udder Support	.87				
Front Udder	.48				
Rear Udder	.82				
Front Teat Placement	-.11				
Rear Teat Placement	.30				
Teat Length	-.29				
Udder Overall	.71				
Dairy Conformation	.40				

New Zealand Genetics 53 %

19/01/2024

HOOFPRINT®

Nitrogen Efficiency

Methane Efficiency

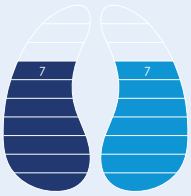

LIC Initiatives

VMSI	1511	A2 Protein	A2A2
High Input	1549		

Daughter Proven

520057 Bells **Pierce**

KiwiCross® F9J7

gBW $415/88% Rel

Individually $35.95 +gst

Classic Packs from $23.72* +gst

*Includes 10% InvestaMate discount

Genomic Graduate

Available in 4M

Breeding Details

Breeder	G & G Bell	**Dam**	Pauline
Sire	Shepherds Egmont-ET	**MGS**	Castlegrace Mako

Production gBVs

171 Daughters 78 Herds

Production Efficiency

Milkfat	Protein	Milk Volume	Liveweight
43 kg	24 kg	141 l	-30 kg
5.5 %	4.2 %		

Robustness

Fertility	Somatic Cell Count	Body Cond. Score	Functional Survival	Udder Overall
-2.6 %	0.36	0.03	1.9 %	1.03

Other

Heifer Calving Difficulty	Cow Calving Difficulty	Gestation Length
1.3%/88%	0.1%/91%	-2.8 days

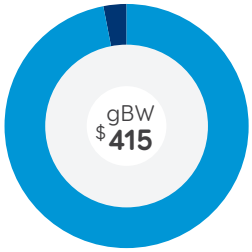

Production efficiency	401	97%
Robustness	14	3%

TOP traits

81 Daughters TOP Inspected

Management	gBV
Adapts to Milking	.60
Shed Temperament	.62
Milking Speed	.20
Overall Opinion	.55

Conformation	gBV
Stature	-.66
Capacity	.39
Rump Angle	-.30
Rump Width	.21
Legs	-.03
Udder Support	1.00
Front Udder	1.09
Rear Udder	1.32
Front Teat Placement	-.19
Rear Teat Placement	.29
Teat Length	-.03
Udder Overall	1.03
Dairy Conformation	.38

New Zealand Genetics 59 %

19/01/2024

LIC Initiatives

VMSI	1444	A2 Protein	A2A2
High Input	1480		

Four-year-old dam. Owner: G & G Bell, Te Aroha

Two-year-old daughter. Owner: Just Holding Ltd, Atiamuri

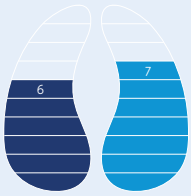

HOOFPRINT®

Nitrogen Efficiency

Methane Efficiency

Daughter Proven

519010 Balantis **Tempest**-ET

KiwiCross® F7J9

$470/90 gBW % Rel

- A2A2
- Outstanding capacity
- High milkfat

Two-year-old daughter. Owner:Van Terover Farm Ltd, Morrinsville

Breeding Details

Breeder	H & M Singh	**Dam**	Balantis N Tammy
Sire	Arkans Bounty	**MGS**	Scotts Northsea

Production gBVs

121 Daughters 40 Herds

Milkfat	Protein	Milk	Liveweight	Fertility
58 kg	34 kg	533 l	26 kg	1.2 %
5.4 %	4.1 %			

Somatic Cell Count	Body Condition	Functional Survival	Cow Calving Difficulty	Gestation Length
0.11	0.09	1.6 %	-0.5%/91%	-3.3 days

TOP traits

99 Daughters TOP Inspected

Management	gBV	-.5	0	.5	1.0
Overall Opinion	.23				
Capacity	.97				
Udder Overall	.58				
Dairy Conformation	.90				

519020 Paynes **Professor**-ET

KiwiCross® F11J5

$418/88 gBW % Rel

- A2A2
- High production
- Outstanding capacity

Two-year-old daughter. Owner: Reevely Farms Ltd, Hamilton

Breeding Details

Breeder	B & C Payne	**Dam**	Paynes HH Prom-Queen
Sire	Horizon Boulevard-ET	**MGS**	Mourne Grove Hothouse S2F

Production gBVs

91 Daughters 41 Herds

Milkfat	Protein	Milk	Liveweight	Fertility
54 kg	54 kg	1354 l	81 kg	-0.8 %
4.6 %	3.8 %			

Somatic Cell Count	Body Condition	Functional Survival	Cow Calving Difficulty	Gestation Length
-0.06	0.08	3.4 %	0.0%/92%	-4.8 days

TOP traits

70 Daughters TOP Inspected

Management	gBV	-.5	0	.5	1.0
Overall Opinion	.38				
Capacity	.99				
Udder Overall	.49				
Dairy Conformation	.99				

517001 Arkans **Patriarch**-ET

KiwiCross® F10J6

$390/98 gBW % Rel

- A1A2
- Fantastic udders
- Well liked by farmers

Six-year-old dam. Owner: S & K Anderson, Otorohanga

Breeding Details

Breeder	S & K Anderson	**Dam**	Arkans Priscilla
Sire	Kraakmans Jaydie	**MGS**	Fairmont Mint-Edition

Production gBVs

5162 Daughters 1114 Herds

Milkfat	Protein	Milk	Liveweight	Fertility
31 kg	14 kg	-21 l	-27 kg	8.0 %
5.4 %	4.1 %			

Somatic Cell Count	Body Condition	Functional Survival	Cow Calving Difficulty	Gestation Length
0.12	0.11	2.5 %	-1.0%/95%	-4.1 days

TOP traits

122 Daughters TOP Inspected

Management	gBV	-.5	0	.5	1.0
Overall Opinion	.38				
Capacity	.24				
Udder Overall	.92				
Dairy Conformation	.37				

519042 Werders **Sweepstake**

KiwiCross® F6J10

$447/88 gBW % Rel

- A2A2
- Capacious daughters
- Great udders

Two-year-old daughter. Owner: John & Sandra Shewan, Hamilton

Breeding Details

Breeder	T & C Werder	**Dam**	BMWJ-10-38
Sire	Glanton LT Bastian ET	**MGS**	Fairmont Mint-Edition

Production gBVs

91 Daughters 39 Herds

Milkfat	Protein	Milk	Liveweight	Fertility
40 kg	26 kg	4 l	-3 kg	1.7 %
5.6 %	4.4 %			

Somatic Cell Count	Body Condition	Functional Survival	Cow Calving Difficulty	Gestation Length
0.26	0.24	2.4 %	-1.3%/65%	-0.7 days

TOP traits

78 Daughters TOP Inspected

Management	gBV	-.5	0	.5	1.0
Overall Opinion	.47				
Capacity	.86				
Udder Overall	.55				
Dairy Conformation	.60				

Individually $24.60 +gst

19/01/2024

Economy Packs from $17.01* +gst

*Includes 10% InvestaMate discount

19/01/2024

518038 Werders **Premonition**

KiwiCross® F8J8

$469/98 %
gBW Rel

- A2A2
- High milkfat
- Great conformation
- Fertility 1 Carrier

Six-year-old dam. Owner: T & C Werder, Patea

Breeding Details

Breeder	T & C Werder	**Dam**	BMWJ-13-65
Sire	Priests Sierra	**MGS**	Marsden NN Excell ET

Production gBVs
6965 Daughters 1083 Herds

Milkfat	Protein	Milk	Liveweight	Fertility
58 kg	22 kg	-53 l	27 kg	1.1 %
6.1 %	4.3 %			

Somatic Cell Count	Body Condition	Functional Survival	Cow Calving Difficulty	Gestation Length
-0.28	0.07	3.3 %	-0.3%/99%	-7.3 days

TOP traits
127 Daughters TOP Inspected

Management	gBV	-.5	0	.5	1.0
Overall Opinion	.54				
Capacity	.69				
Udder Overall	.67				
Dairy Conformation	.73				

518015 Smiths **Herald**

KiwiCross® F9J7

$374/98 %
gBW Rel

- A2A2
- Phenomenal udders
- Well liked by farmers

Seven-year-old dam. Owner: Steve & Debbie Smith, Otorohanga

Breeding Details

Breeder	S & D Smith	**Dam**	GCYQ-11-91
Sire	Arkans Bounty	**MGS**	Fairmont Mint-Edition

Production gBVs
8089 Daughters 1637 Herds

Milkfat	Protein	Milk	Liveweight	Fertility
25 kg	19 kg	-150 l	-25 kg	2.7 %
5.5 %	4.4 %			

Somatic Cell Count	Body Condition	Functional Survival	Cow Calving Difficulty	Gestation Length
0.17	0.09	3.5 %	-0.5%/95%	-3.4 days

TOP traits
95 Daughters TOP Inspected

Management	gBV	-.5	0	.5	1.0
Overall Opinion	.48				
Capacity	.49				
Udder Overall	1.21				
Dairy Conformation	.51				

519012 Kokoamo **K2**

KiwiCross® F9J7

$389/88 %
gBW Rel

- A1A2
- Capacious daughters
- Great udders

Two-year-old daughter. Owner: Dairy View Farms Ltd, Morrinsville

Breeding Details

Breeder	M & J Ross	**Dam**	JWTQ-16-184
Sire	Arkans Bounty	**MGS**	Arkan FM Buster-ET S2F

Production gBVs
95 Daughters 41 Herds

Milkfat	Protein	Milk	Liveweight	Fertility
40 kg	24 kg	74 l	20 kg	1.8 %
5.5 %	4.2 %			

Somatic Cell Count	Body Condition	Functional Survival	Cow Calving Difficulty	Gestation Length
0.20	0.17	4.5 %	1.7%/67%	-1.6 days

TOP traits
86 Daughters TOP Inspected

Management	gBV	-.5	0	.5	1.0
Overall Opinion	.59				
Capacity	.86				
Udder Overall	.70				
Dairy Conformation	.84				

518016 Horizon **Ascott**

KiwiCross® F9J7

$366/98 %
gBW Rel

- A2A2
- Phenomenal udders
- Shorter gestation

Three-year-old daughter. Owner: Kaihere Farms Ltd, Ngatea

Breeding Details

Breeder	M & P Scott	**Dam**	Astrid
Sire	Burmeisters Bandana	**MGS**	Kraakmans Jaydie

Production gBVs
8072 Daughters 1501 Herds

Milkfat	Protein	Milk	Liveweight	Fertility
27 kg	21 kg	-9 l	-10 kg	2.4 %
5.3 %	4.3 %			

Somatic Cell Count	Body Condition	Functional Survival	Cow Calving Difficulty	Gestation Length
0.13	0.11	4.7 %	-0.7%/97%	-5.3 days

TOP traits
108 Daughters TOP Inspected

Management	gBV	-.5	0	.5	1.0
Overall Opinion	.29				
Capacity	.47				
Udder Overall	1.02				
Dairy Conformation	.37				

Individually $24.60 +gst

19/01/2024

Economy Packs from $17.01* +gst

*Includes 10% InvestaMate discount

19/01/2024

KiwiCross® Also Available

19/01/2024

		gBW	Rel.	Milkfat gBV	Protein gBV	Milk gBV	Liveweight gBV	Fertility gBV	SCC gBV	Functional Survival gBV	Overall Opinion gBV	Capacity gBV	Udder Overall gBV	Cow Calving Difficulty BV	Cow Calving Difficulty Rel.	Gestation Length BV	A2 Protein	Price (+GST)
520037	Glenmead **Marvellous**-ET	510	87	61	38	726	16	3.3	0.01	2.3	0.26	0.47	0.49	-0.9	93	-3.7	A2A2	$30.95
517067	Cawdor **Pinnacle**	506	98	43	27	-46	-70	3.1	0.58	3.0	0.06	0.23	0.32	-0.2	90	-4.8	A2A2	$28.95
520044	Wicklow **High Chaparral** ^	501	85	65	22	130	0	1.0	0.23	3.8	0.61	0.48	0.14	-1.0	91	-3.7	A2A2	$28.95
520089	Baldricks **Significant**	492	87	63	34	468	1	-1.7	-0.09	-0.5	0.47	0.19	0.44	0.0	88	-5.9	A2A2	$28.95
518019	Diggs **Hardcopy** ^	482	89	49	26	186	14	7.6	-0.47	2.4	0.30	0.34	0.19	-0.2	98	-8.4	A2A2	$26.95
517043	Glen Koru **Proclaimer**-ET	461	99	55	34	363	-5	-1.8	0.21	3.1	0.45	0.45	0.20	-0.1	98	2.2	A2A2	$26.95
520006	Julian **Keen**-ET	459	87	57	45	1027	20	0.6	-0.19	-0.8	0.04	0.20	0.21	0.6	94	-6.9	A2A2	$26.95
520011	Auahi **Bustle** ^	458	85	46	36	517	-2	-0.8	-0.04	2.4	0.58	0.62	0.28	0.1	92	-4.7	A2A2	$26.95
519068	Van Straalens **Elite**-ET	457	89	51	34	333	10	-2.4	-0.18	0.4	0.24	0.96	0.29	-1.0	67	0.0	A2A2	$26.95
520039	Piko **Spokesman**	457	87	49	35	194	49	0.6	-0.07	1.8	0.60	1.74	0.22	-0.7	71	-3.2	A2A2	$26.95
518051	Dicksons **Tradition**	428	92	47	36	648	21	3.0	0.02	0.9	0.48	0.64	0.74	-0.4	85	-7.8	A1A2	$26.95
517073	Lynbrook **Knockout**	424	90	44	32	342	49	4.3	-0.30	4.1	0.25	1.08	0.31	-1.1	83	-2.6	A1A2	$24.95
519001	Greenmile **Tomahawk**	409	89	37	39	786	1	-0.7	-0.26	3.8	0.04	0.07	0.64	-0.3	69	-4.0	A2A2	$24.95
520083	Gaskells **Swagger**-ET	409	87	28	21	-306	13	2.3	-0.26	3.5	0.43	1.22	0.28	-0.7	90	0.2	A2A2	$24.95
520048	Baldricks **Touchdown** ^	405	87	34	19	-275	9	4.1	-0.13	2.8	0.29	0.49	0.69	-1.7	83	1.3	A1A2	$24.95
516019	Burmeisters **Eros**-ET	398	98	32	35	687	27	5.0	-0.54	0.1	0.61	0.66	0.02	-1.2	81	-4.2	A2A2	$22.95
516005	Reylands **Ova-N-Out**-ET	394	91	24	17	24	-42	4.3	-0.32	3.0	0.15	0.02	0.74	-0.7	66	-2.6	A1A2	$22.95
519021	Paynes **Platinum**-ET	393	89	38	47	1049	10	-2.2	0.51	3.4	0.52	0.47	0.55	2.7	75	2.0	A1A2	$22.95
520016	Auahi **Fixer**	392	87	28	32	313	-15	3.7	-0.22	0.0	-0.01	0.26	0.18	-0.5	75	-4.5	A2A2	$22.95
515017	Lynbrook **Kartell** ^	383	99	31	25	107	-13	7.4	0.34	3.0	0.22	0.47	0.49	-0.9	90	-4.7	A1A2	$22.95
514058	Mahoe **Advisor**	382	97	30	22	22	-37	3.6	-0.04	1.5	0.06	0.45	0.04	-0.2	69	1.1	A2A2	$21.95
517023	Horizon **Boulevard**-ET	381	98	47	47	861	54	-2.7	0.37	0.8	0.34	0.93	0.31	-0.2	85	-3.7	A2A2	$21.95
518044	Juffermans **Endurance**-ET	379	98	35	26	257	17	3.8	-0.50	3.9	0.58	0.59	0.17	0.6	92	0.8	A2A2	$21.95
518069	Totara View **Navigator**	376	97	42	23	289	15	2.8	-0.38	0.6	0.35	0.06	0.65	1.3	84	-5.3	A2A2	$21.95
519030	Secreterry **Script**-ET	372	90	38	26	491	-14	0.8	-0.11	2.3	0.38	0.50	0.27	0.7	71	-3.8	A1A2	$21.95
519063	Arkans **Break-Away** ^	369	97	33	26	227	31	5.2	-0.40	3.9	0.44	0.67	0.34	-2.2	84	-6.7	A2A2	$20.95
518061	Innovation **Homebrew**	368	98	38	15	-245	40	4.1	0.18	3.9	0.40	0.68	0.56	-0.6	98	-7.3	A2A2	$20.95
519061	Arkans **Bailiff**	366	89	29	18	319	2	10.6	-0.52	5.4	0.60	0.68	0.35	-0.3	67	-1.5	A1A2	$20.95
515066	Van Straalens **Duel**	363	96	42	23	82	35	3.0	-0.07	1.4	0.22	0.71	0.43	-0.4	76	-6.4	A1A2	$20.95
518037	Shepherds **Egmont**-ET	363	98	30	15	1	-37	0.2	0.13	1.0	0.28	0.50	0.66	0.0	78	-3.8	A1A2	$20.95
513076	Kamahi **King** ^	351	99	21	14	-23	-26	7.0	-0.42	3.8	0.22	0.26	0.79	-0.8	91	1.1	A2A2	$18.95
518056	Jacksons **Bocelli**	349	98	17	17	-263	-39	6.7	0.31	2.1	0.45	0.02	0.72	-0.5	93	-7.2	A2A2	$18.95
516043	Arkans **Boombox**-ET	348	98	22	29	635	3	3.1	-0.35	4.0	0.27	0.82	1.06	-0.3	95	3.3	A2A2	$18.95
519062	Arkans **Barrier**	348	97	30	15	-194	20	6.6	0.18	2.1	0.27	0.96	0.69	0.1	90	-3.8	A2A2	$18.95
508154	Priests **Solaris**-ET ^	346	99	18	20	272	14	6.3	-0.83	3.6	0.55	1.03	0.50	-1.2	99	-5.7	A2A2	$18.95
515018	Lynbrook **Krypton** ET	346	93	42	38	1155	42	5.8	0.18	2.0	0.35	0.95	0.32	-0.2	72	-5.3	A1A2	$18.95
513050	Woodheys **Speed Dial**	345	99	32	22	36	-9	2.6	-0.01	1.6	0.20	0.09	0.42	-0.2	88	-0.4	A1A2	$18.95
518072	Deans **Professional**	343	99	33	19	379	7	5.8	0.00	4.9	0.50	0.23	0.30	0.3	96	-3.6	A2A2	$16.95
513098	Arkans **Bounty**	343	99	26	29	427	-7	-1.0	-0.07	3.0	0.28	0.70	0.66	0.0	96	0.6	A1A2	$16.95
517069	Brookstead **Cadence**	343	97	29	30	441	44	6.1	0.13	2.1	0.36	0.75	0.70	0.7	82	-4.9	A2A2	$16.95
518068	Morgans **Moonshine**	339	91	19	30	378	24	4.1	-0.77	2.7	0.43	0.45	0.42	0.4	69	-6.0	A1A2	$16.95
508140	Howies **Easyrider** ^	337	99	34	13	-76	-10	4.9	0.24	2.1	0.03	0.76	0.23	-0.5	95	-3.2	A1A2	$16.95
513066	Mouries **Luigi** ^	336	99	20	22	183	-22	5.1	-0.15	3.7	0.25	0.05	0.54	-1.1	95	2.7	A2A2	$16.95
515036	Taniwha **Handford** ET	332	98	35	24	97	3	1.4	0.14	0.3	0.03	0.25	0.45	0.1	87	1.5	A1A2	$16.95
518054	Stony Creek **Excalibur**	315	90	26	23	245	12	4.2	0.28	3.4	0.14	0.27	0.87	-0.5	69	-4.4	A1A2	$14.95
516028	Waikorire **Gordon**	315	95	22	16	-6	-18	4.2	0.26	4.0	0.46	0.56	1.09	-0.1	78	-0.8	A2A2	$14.95
518063	Van Straalens **Safari**	312	98	26	27	470	4	-0.4	-0.05	1.4	0.32	0.76	0.71	-1.1	90	-1.0	A2A2	$14.95
518017	Horizon **Barnstormer**-ET	309	98	42	33	694	56	0.7	-0.01	1.8	0.52	0.90	0.17	0.8	95	-9.4	A2A2	$12.95
515099	Mullins **Fineprint**	304	97	25	16	-45	-9	2.2	-0.62	2.7	0.28	0.03	0.24	-1.3	67	-1.4	A2A2	$12.95
511051	Drysdales **Sovereign** ^	282	99	18	14	152	6	3.3	-0.41	2.8	0.43	0.92	0.68	-1.3	98	-5.3	A2A2	$12.95

^ Recessive Fertility Gene carrier

Ayrshire

For updated bull information after each AE run, scan the QR code

515503 Iwa **Super Sonic**

Ayrshire A16

Registered Ayrshire

gBW $72/96% Rel

Individually $24.60 +gst

Ayrshire Packs from $20.48* +gst

*Includes 10% InvestaMate discount

Two-year-old daughter. Owner: Henderson Family Trust, Otorohanga

Breeding Details

Breeder	Iwa Syndicate	**Dam**	Sanrosa Snowie 11-260 ET
Sire	Salt Spray Bonny George	**MGS**	Asmo Tosikko ET

Production gBVs — 1051 Daughters 166 Herds

Production Efficiency

Milkfat	Protein	Milk Volume	Liveweight
19 kg	6 kg	319 l	23 kg
4.8 %	3.7 %		

Robustness

Fertility	Somatic Cell Count	Body Cond. Score	Functional Survival	Udder Overall
-4.6 %	-0.38	-0.10	0.7 %	0.60

Other

Heifer Calving Diff.	Cow Calving Diff.	Gestation Length
-0.7%/85%	0.0%/96%	-1.8 days

TOP traits — 374 Daughters TOP Inspected

	gBV
Adapts to Milking	.22
Shed Temperament	.24
Milking Speed	-.26
Overall Opinion	.25
Stature	-.26
Capacity	.35
Rump Angle	.21
Rump Width	-.01
Legs	-.08
Udder Support	.49
Front Udder	.67
Rear Udder	.57
Front Teat Placement	.19
Rear Teat Placement	.40
Teat Length	-.32
Udder Overall	.60
Dairy Conformation	.35

LIC Initiatives

VMSI	1125	A2 Protein	A2A2
High Input	1123		

518501 Kauri **Sterling**

Ayrshire A16

Registered Ayrshire

gBW $115/77% Rel

Individually $24.60 +gst

Ayrshire Packs from $20.48* +gst

*Includes 10% InvestaMate discount

Breeding Details

Breeder	B & C Hutchings	**Dam**	Lodore Carters Snow ET
Sire	Southwind Jacks Quintin	**MGS**	Semayr Greenlane Carter

Production gBVs — 63 Daughters 20 Herds

Production Efficiency

Milkfat	Protein	Milk Volume	Liveweight
31 kg	19 kg	488 l	36 kg
4.9 %	3.8 %		

Robustness

Fertility	Somatic Cell Count	Body Cond. Score	Functional Survival	Udder Overall
-6.8 %	0.43	-0.14	1.1 %	0.29

Other

Heifer Calving Diff.	Cow Calving Diff.	Gestation Length
-4.8%/61%	-1.2%/74%	-2.3 days

TOP traits — 15 Daughters TOP Inspected

	gBV
Adapts to Milking	.36
Shed Temperament	.38
Milking Speed	-.02
Overall Opinion	.41
Stature	-.34
Capacity	.46
Rump Angle	.11
Rump Width	-.25
Legs	.13
Udder Support	.21
Front Udder	.33
Rear Udder	.13
Front Teat Placement	.27
Rear Teat Placement	.33
Teat Length	-.20
Udder Overall	.29
Dairy Conformation	.38

LIC Initiatives

VMSI	1179	A2 Protein	A1A2
High Input	1169		

520506 Musica DJ **Jazzy Jeff**

Ayrshire A16

Registered Ayrshire

gBW $185/71% Rel

Individually $24.60 +gst

Ayrshire Packs from $20.48* +gst

*Includes 10% InvestaMate discount

Breeding Details

Breeder	Ackermann Ltd	**Dam**	Musica 13-25
Sire	Sanrosa Dee Jay ET	**MGS**	Carmelglen Brody

Production gBVs — 69 Daughters 20 Herds

Production Efficiency

Milkfat	Protein	Milk Volume	Liveweight
34 kg	31 kg	1065 l	43 kg
4.5 %	3.6 %		

Robustness

Fertility	Somatic Cell Count	Body Cond. Score	Functional Survival	Udder Overall
-2.8 %	-0.38	-0.10	1.1 %	-0.02

Other

Heifer Calving Diff.	Cow Calving Diff.	Gestation Length
0.3%/20%	0.5%/65%	-0.1 days

TOP traits — 38 Daughters TOP Inspected

	gBV
Adapts to Milking	.86
Shed Temperament	.89
Milking Speed	.09
Overall Opinion	.79
Stature	-.17
Capacity	.25
Rump Angle	.65
Rump Width	-.29
Legs	.17
Udder Support	-.03
Front Udder	.07
Rear Udder	-.07
Front Teat Placement	-.07
Rear Teat Placement	-.23
Teat Length	-.48
Udder Overall	-.02
Dairy Conformation	.09

LIC Initiatives

VMSI	1246	A2 Protein	A2A2
High Input	1234		

520510 Riverlea **Samuel**

Ayrshire A16

Registered Ayrshire

gBW $211/63% Rel

Individually $24.60 +gst

Ayrshire Packs from $20.48* +gst

*Includes 10% InvestaMate discount

Breeding Details

Breeder	Riverlea Farm Ltd	**Dam**	Riverlea 15-15
Sire	Sanrosa Samuel ET	**MGS**	Skyline Mustang

Production gBVs — 28 Daughters 8 Herds

Production Efficiency

Milkfat	Protein	Milk Volume	Liveweight
47 kg	20 kg	983 l	36 kg
4.8 %	3.5 %		

Robustness

Fertility	Somatic Cell Count	Body Cond. Score	Functional Survival	Udder Overall
-2.1 %	-0.30	-0.06	1.6 %	0.18

Other

Heifer Calving Diff.	Cow Calving Diff.	Gestation Length
0.6%/27%	-0.7%/46%	3.1 days

TOP traits — 21 Daughters TOP Inspected

	gBV
Adapts to Milking	.21
Shed Temperament	.20
Milking Speed	.26
Overall Opinion	.29
Stature	-.10
Capacity	.68
Rump Angle	.09
Rump Width	-.05
Legs	.10
Udder Support	.14
Front Udder	.43
Rear Udder	-.11
Front Teat Placement	.16
Rear Teat Placement	.05
Teat Length	.24
Udder Overall	.18
Dairy Conformation	.50

LIC Initiatives

VMSI	1275	A2 Protein	A1A2
High Input	1273		

519512 Musica **Tromboner**

Ayrshire A16

Registered Ayrshire

gBW $68/68% Rel

Individually $24.60 +gst

Ayrshire Packs from $20.48* +gst

*Includes 10% InvestaMate discount

Breeding Details

Breeder	Ackermann Ltd	**Dam**	Musica 13-25
Sire	Sanrosa Dynamite ET	**MGS**	Carmelglen Brody

Production gBVs — 34 Daughters 13 Herds

Production Efficiency

Milkfat	Protein	Milk Volume	Liveweight
27 kg	22 kg	703 l	58 kg
4.6 %	3.7 %		

Robustness

Fertility	Somatic Cell Count	Body Cond. Score	Functional Survival	Udder Overall
-7.5 %	0.39	0.00	1.5 %	0.27

Other

Heifer Calving Diff.	Cow Calving Diff.	Gestation Length
2.1%/14%	0.1%/49%	2.3 days

TOP traits — 10 Daughters TOP Inspected

	gBV
Adapts to Milking	.61
Shed Temperament	.62
Milking Speed	.23
Overall Opinion	.61
Stature	-.04
Capacity	.64
Rump Angle	.39
Rump Width	.20
Legs	.13
Udder Support	.29
Front Udder	.44
Rear Udder	.08
Front Teat Placement	.08
Rear Teat Placement	.11
Teat Length	-1.02
Udder Overall	.27
Dairy Conformation	.37

LIC Initiatives

VMSI	1150	A2 Protein	A1A2
High Input	1141		

519509 Lodore **Ruler**

Ayrshire A16

Registered Ayrshire

gBW $114/66% Rel

Individually $24.60 +gst

Ayrshire Packs from $20.48* +gst

*Includes 10% InvestaMate discount

Breeding Details

Breeder	Lodore Farm Ltd	**Dam**	Lodore Karis Royal
Sire	Greenlane Toledo	**MGS**	Southwind Inkkari

Production gBVs — 23 Daughters 15 Herds

Production Efficiency

Milkfat	Protein	Milk Volume	Liveweight
21 kg	12 kg	331 l	16 kg
4.8 %	3.8 %		

Robustness

Fertility	Somatic Cell Count	Body Cond. Score	Functional Survival	Udder Overall
-2.2 %	-0.31	-0.08	-0.3 %	-0.12

Other

Heifer Calving Diff.	Cow Calving Diff.	Gestation Length
-3.0%/22%	-1.3%/37%	-3.9 days

TOP traits — 10 Daughters TOP Inspected

	gBV
Adapts to Milking	.40
Shed Temperament	.42
Milking Speed	.04
Overall Opinion	.32
Stature	-.71
Capacity	.05
Rump Angle	.62
Rump Width	-.52
Legs	.15
Udder Support	-.13
Front Udder	-.15
Rear Udder	-.18
Front Teat Placement	.09
Rear Teat Placement	.05
Teat Length	-.12
Udder Overall	-.12
Dairy Conformation	-.27

LIC Initiatives

VMSI	1135	A2 Protein	A1A2
High Input	1115		

Young Unproven Ayrshire

524500 Lodore **Dancer**

Registered Ayrshire
A1A2

$BW 110/46 % Rel

Breeding Details	
Sire	Iwa Super Sonic
Dam	Lodore Deaks Dance
MGS	Sanrosa Deacon ET

Production BVs			
Milkfat	Protein	Milk	Liveweight
17 kg	4 kg	-44 l	1 kg
5.1 %	3.8 %		

524501 Rangeview **Cause A Stir**

Registered Ayrshire
A1A2

$BW 22/43 % Rel

Breeding Details	
Sire	Kauri Sterling
Dam	Rangeview Deacons Elsa
MGS	Sanrosa Deacon ET

Production BVs			
Milkfat	Protein	Milk	Liveweight
14 kg	14 kg	461 l	24 kg
4.5 %	3.7 %		

524502 Sanrosa **Damon**

Registered Ayrshire
A1A2

$BW -41/33 % Rel

Breeding Details	
Sire	VR Vesty
Dam	Sanrosa Dale 17-140
MGS	Asmo Tosikko ET

Production BVs			
Milkfat	Protein	Milk	Liveweight
13 kg	8 kg	104 l	96 kg
4.9 %	3.8 %		

524503 Te Matai **Mr Jimmy** S3A

Registered Ayrshire
A1A2

$BW 125/39 % Rel

Breeding Details	
Sire	VR Stakkehave Viljar Vimo
Dam	Te Matai 17-47 S3A
MGS	Southwind Jacks Quintin

Production BVs			
Milkfat	Protein	Milk	Liveweight
28 kg	5 kg	180 l	46 kg
5.1 %	3.7 %		

524504 Te Matai **Winchester**

Registered Ayrshire
A2A2

$BW 113/39 % Rel

Breeding Details	
Sire	VR Stakkehave Viljar Vimo
Dam	Lodore Sonic Kio
MGS	Iwa Super Sonic

Production BVs			
Milkfat	Protein	Milk	Liveweight
37 kg	5 kg	327 l	28 kg
5.1 %	3.6 %		

Individually	Choice Pack	No Choice Pack
$17.65 +gst	$16.15 +gst	$7.00 +gst

NB: Young unproven Ayrshire not available for winter mating.

19/01/2024

Ayrshire Also Available

19/01/2024

		gBW	Rel.	Milkfat gBV	Protein gBV	Milk gBV	Liveweight gBV	Fertility gBV	SCC gBV	Functional Survival gBV	Overall Opinion gBV	Capacity gBV	Udder Overall gBV	Cow Calving Difficulty BV	Cow Calving Difficulty Rel.	Gestation Length BV	A2 Protein	Price (+GST)
504522	Southwind **Jarmo**	71	98	17	11	403	-18	-5.9	0.04	-2.4	-0.15	0.00	-0.20	-1.3	92	-2.1	A1A2	$10.95
518509	Iwa **Dynasty**	69	80	24	14	414	22	-9.7	-0.31	1.3	0.21	0.24	-0.04	1.3	62	1.0	A2A2	$10.95
508505	Lodore **Blake**	41	95	15	8	649	-21	-4.7	0.29	0.1	0.44	-0.02	0.13	-1.0	77	3.6	A1A1	$10.95
516504	Iwa Iso **Castlebar** ET	32	90	21	23	903	72	-3.6	-0.31	-0.4	0.22	0.38	-0.30	0.5	88	1.6	A2A2	$10.95
504534	Carmelglen **Brody**	-8	99	9	7	354	42	-1.4	-0.02	0.4	0.70	0.35	-0.13	-0.4	97	1.5	A2A2	$9.95
517512	Lodore **Stamina**	-37	73	7	7	224	2	-11.0	0.27	-0.5	0.12	-0.02	-0.02	-0.4	65	0.3	A2A2	$9.95
520513	Waiaka **Dundee**	-42	75	-6	8	153	30	-6.3	-0.57	0.5	0.06	0.44	0.00	-1.5	66	1.4	A2A2	$9.95
518511	Thornton Park Pets **Expres**	-84	74	14	8	519	52	-13.8	0.18	-0.7	0.68	0.83	0.79	1.7	66	-4.2	A2A2	$9.95

522532 Brecon **Miro** S0S

Milking Shorthorn
Registered Pedigree (Supplementary)
A2A2

Breeding Details			
Breeder	Red Cow Farms Ltd	**Dam**	Brecon BNK Miranda S0S
Sire	VR Viking Viljar Vario	**MGS**	Brecon Ned Kelly S1S
Blend	SHM 4, FRI 1, SWR 3, AYR 8		

Individually $17.00 +gst

The River Dylan **Ablaze**

Milking Shorthorn
Registered Pedigree (Supplementary)
A2A2

Breeding Details			
Breeder	Red Cow Farms Ltd	**Dam**	Brecon Hel Erin P S1S
Sire	Brecon Dylan S1S	**MGS**	VR Hel P
Blend	SHM 3, DAR 8, SWR 3, AYR 1, FRI 1		

Individually $17.00 +gst

Brecon **Finnegan**

Milking Shorthorn
Registered Pedigree (Supplementary)
A2A2

Breeding Details			
Breeder	Red Cow Farms Ltd	**Dam**	Brecon VVV Fantasy S0S
Sire	Brecon Hurricane S0S	**MGS**	VR Viking Viljar Vario
Blend	SHM 6, AYR 5, DAR 2, SWR 2, FRI 1		

Individually $17.00 +gst

Brecon **Matiu** P

Milking Shorthorn
Registered Pedigree (Supplementary)
A2A2

Breeding Details			
Breeder	Red Cow Farms Ltd	**Dam**	Brecon 14-195 S0S
Sire	Brecon Hurricane S0S	**MGS**	Brecon Mahe S0S
Blend	SHM 11, NWR 2, AYR 1, FRI 1, SWR 1		

Individually $17.00 +gst

520559 **Capri**

Brown Swiss

Registered Pedigree (Germany)

Breeding Details			
Sire	Cadence	**Dam**	Graefin
MGS	Vanpari	**A2**	A2A2

Individually $20.00 +gst

521567 **Helau**

Brown Swiss

Registered Pedigree (Germany)

Breeding Details			
Sire	AG Hebron	**Dam**	Amelda
MGS	Julau	**A2**	A2A2

Individually $20.00 +gst

522573 **Caleidos** Pp

Brown Swiss

Registered Pedigree (Germany)

Breeding Details			
Sire	Cadence	**Dam**	Evita
MGS	Viper	**A2**	A2A2

Individually $20.00 +gst

523430 **Ansgar**

Brown Swiss

Registered Pedigree (Germany)

Breeding Details			
Sire	Andaman	**Dam**	Donni
MGS	Hegall	**A2**	A2A2

Individually $20.00 +gst

What is HoofPrint®?

LIC has developed HoofPrint index to provide farmers with an indication of the predicted environmental footprint of LIC's dairy genetics.

Enteric methane emissions and urinary nitrogen excretion from cattle are two of the major contributors to the environmental impact of dairy production in New Zealand. It is extremely difficult to measure and assess actual emissions and excretion in pasture-based systems. Therefore, a modelling methodology has been used to quantify the expected emissions and excretion.

How does the model work?

The modelling uses seven breeding values (BVs) for each animal. These BVs are used to calculate the expected levels of production, calving events, and removals. These BVs are:

1. Liveweight
2. Milk Volume
3. Milkfat
4. Protein
5. Fertility
6. Functional Survival
7. Gestation Length

The model's calculations for energy requirements, partitioning and emissions were based on the 'Methodology for calculation of New Zealand's agricultural greenhouse gas emissions' (the inventory). An understanding of an animal's energy requirements was used to estimate dry matter intake from which emissions and excretion were calculated. In the inventory, energy requirements refers to the amount of energy needed for an animal to survive (maintenance), produce (i.e. milk, meat), and conceive (pregnancy). The inventory model assumes the animals' energy requirements are met by a pasture-only diet with no supplementary feed use. However, LIC conducted additional modelling involving supplementary feeds and found only very minor changes in model output - suggesting HoofPrint to be representative of most feeding systems.

Reference Base population:

The reference population for the HoofPrint index includes over 4,000 NZAEL-registered bulls born between 1 January 2013 and 31 December 2022. Beef and SGL Dairy® bulls are excluded. LIC's sires have been rated on their emission and excretion values per kilogram of milksolids relative to this reference population.

Ranking system:

The ranking system is from 10 to 1 with 10 being the best (lowest environmental impact per kg product) and 1 being the poorest ranking (highest environmental impact per kg product). The distribution of ratings for the bulls in the reference population can be seen below.

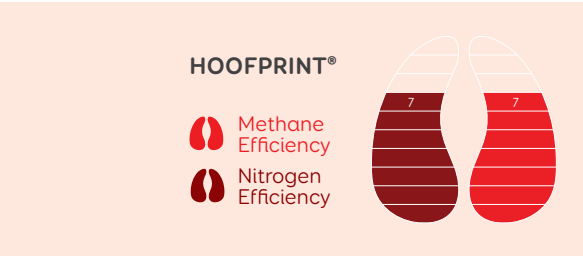

10	Top 2 %
9	Top 7 %
8	Top 17 %
7	Top 32 %
6	Top 50 %
5	Bottom 50 %
4	Bottom 32 %
3	Bottom 17 %
2	Bottom 7 %
1	Bottom 2 %

In the example, this bull ranked at 7 for both Methane Efficiency and Nitrogen Efficiency is in the top 32% of bulls born between 1 January 2013 and 31 December 2022.

Animal Evaluation

The method of ranking New Zealand dairy animals is known as Animal Evaluation, and the national system is governed by New Zealand Animal Evaluation Ltd (NZAEL).

The three main features of Animal Evaluation are:

- Across breed evaluations - evaluations produced by the system allow animals of all breeds to be compared on the same basis.
- Accuracy - all available information on an animal's relatives, plus all of its own records, are used in calculating its evaluation.
- Breeding animals for profit and efficiency - animals are ranked according to their ability to convert feed into profit. This allows you to identify your most (and least) profitable and efficient animals and increase the money-earning potential of your herd.

There are two types of evaluations calculated for New Zealand dairy animals:

1. Trait evaluations

Trait evaluations are a measure of an animal's genetic merit (Breeding Values), lifetime productive ability (Production Values), and current season productive ability (Lactation Values) for individual traits, Currently breeding values are generated from milkfat, protein, volume, liveweight, survival, somatic cells, fertility, body condition score, calving difficulty in cows and heifers, gestation length and traits other than production (conformation and management traits).

2. Economic evaluations

Economic evaluations combine an animal's individual trait evaluations into a measure of its ability to convert feed into profit through breeding replacements (Breeding Worth), lifetime production (Production Worth) and current season production (Lactation Worth).

LIC's Genomic Evaluation system

In addition to the outputs of the national system, LIC operates its own genomic evaluation system. LIC's genomic evaluation incorporates all the same pedigree and phenotypic information as the national system but also incorporates genomic data.

This results in more accurate predictions of an animal's genetic merit and is shown throughout the catalogue as gBW and gBV.

Genomic Breeding Worth

Genomic Breeding Worth (gBW) can be used as a guide for selecting a team of bulls to breed the most profitable and efficient replacements.

A Genomic Breeding Worth (gBW) of 420/84 indicates the bull's daughters are expected to generate $210 more profit per year, than daughters of a bull with a gBW of 0.

A bull passes half his gBW to his immediate offspring. The other half is from the dam.

Reliability

In 420/84 %, the 84 % represents the reliability of the 420 gBW.

Reliability is a measure of the amount of information which has contributed to an evaluation.

The more ancestry records, herd tests, liveweight records, progeny information and genomic data included in the evaluation, the higher the reliability or confidence we can place in the gBW figure, and the less likely it is to change with additional records.

Reliability ranges from 0, meaning we know nothing about the animal or any of its ancestors, to 99.

You should be cautious about using a bull with a gBW of low reliability, unless he is being used as part of a large team.

The following table shows the indicative reliabilities for Genomic Breeding Worth of bulls with differing amounts of information:

Reliability			
Ancestry Records	Genomic Data*	Number of Progeny	gBW Reliability
Yes	No	0	35%
Yes	Yes	0	55%
Yes	Yes	20	70%
Yes	Yes	100	85%

* If includes animal's own genomic data

gBW is a combination of an animal's genetic merit for milkfat, protein, milk volume, liveweight, fertility, somatic cells, survivability and body condition score. The genetic merit of an animal for these individual traits is measured using Genomic Breeding Values (gBVs). Based on ancestry, genomic information, individual and progeny records, an animal's gBVs are calculated for each trait and combined into a gBW. Each gBV is allocated an economic weighting, the latest values are as follows:

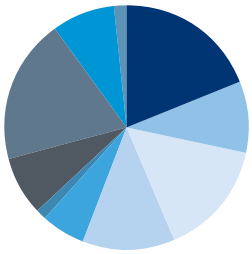

- Protein - 19.1% / $6.83
- Milk Volume - 9.4% / $-0.10
- Liveweight - 15.1% / $-1.59
- Fertility - 12.4% / $5.77
- Somatic Cell Score - 5.7% / $-46.21
- Functional Survival - 1.4% / $1.88
- BCS - 7.9% / $164.09
- Milkfat - 19.1% / $4.85
- Udder Overall (UO) - 8.2% *
- Gestation Length - 1.6% / $-1.89#

* Note: Non-linear EV for Udder Overall. The dollar contribution to BW = 62.942 x UO BV - 31.409 x UO BV^2 {with upper BV limit of 1.002, which equals $31.53 towards BW)
#Note: for Gestation Length BV below -5 days, the dollar contribution to gBW is fixed at $6.89

The economic weighting placed on each trait is calculated using the predicted average prices of fat, protein and milk, minus the feed cost of producing them.

Your herd management reports will always show the latest information, so the sire information shown on a recent herd report, for example, may be more up-to-date than information published in other places.

Timetable for Animal Evaluation runs

Animal Evaluations are calculated every three to four weeks. This means it is virtually impossible for publications advertising dairy semen to be absolutely up-to-date. We recommend you check the evaluation date whenever you are looking at any sire information. If it is not a recent date, ask your semen supplier for the latest evaluation. Alternatively, visit the LIC website, which is updated automatically after each AE run (www.lic.co.nz or scan the QR codes), LIC updates it's genomic evaluation system in accordance with the NZAEL schedule below.

Timetable for Animal Evaluation runs		
19 April 2024	16 August 2024	25 October 2024
17 May 2024	13 September 2024	8 November 2024
21 June 2024	4 October 2024	6 December 2024
26 July 2024	11 October 2024	

Alpha® Information

Alpha® allows you to breed a herd to optimise your breeding objectives by hand picking sires that best fit your criteria. We offer some of the highest-ranking bulls for production, management and type, and to suit farming systems from variable milking to High Input.

Daughter Proven

Daughter Proven bulls are selected from the Sire Proving Scheme, and have proofs produced from the first lactation of their daughters in herds across New Zealand.

Genomically Selected

Genomically Selected bulls are selected based on their DNA profile and ancestry information.

Selecting the bulls in this way, rather than waiting for information gathered from the performance of their daughters, shortens the generation interval by 3-4 years leading to greater rates of genetic gain.

The data gathered from the DNA, once added to the ancestry information, gives genomic sires a reliability of around 55%. This is a much more reliable estimate of their genetic merit than the 35% reliability figure we see for an unproven bull, but below the 82% reliability figure we see for a daughter-proven bull with 80 or more daughters in his proof.

What the 55% reliability figure means is that we can expect more movement within an individual bull's proof (up or down) when his daughter's information starts to come in. It is for this reason we recommend the use of at least 10 genomically selected sires to ensure a team effect and balance out any individual bull movements.

Alpha® discounts

Volume discount (applies at time of dispatch)

The table below shows the volume discounts applied for Alpha® frozen semen. Discounts apply to all product types (Classic Packs, Genomic Packs, Beef Packs, Short Gestation Packs, etc) and will be applied according to the volume of your order at time of dispatch.

For example, if you order 720 straws you would qualify for the 7% discount for that order when dispatched. If you later order another 200 straws, that order would qualify for the 2% discount. To obtain the best discount possible, order all your semen requirements so they are dispatched at the same time.

Genetics InvestaMate discount

To qualify for the InvestaMate discount, the number of Premier Sires® and/or Alpha® straws purchased in the season must be greater than, or equal to, 95% of qualifying animals (female animals born prior to 31 December 2022 billed at the time of October charging).

For example, if you had 400 qualifying animals billed in October then you would need to purchase 380 straws or more within the season to qualify for an InvestaMate discount.

The discounts are as follows:

3% discount applied in the first year of qualification - applied as a credit in March following the season's mating.

5% discount will be applied in second year of qualification - applied at time of charging.

10% discount applied in third and subsequent years of qualification - applied at time of charging.

You will move up or down the InvestaMate scale each season depending on whether the 95% threshold was met in the previous season.

Please note: your straw purchase can be made up of any combination of Premier Sires® or Alpha® straws. Premier Sires Fresh Sexed and Sire Proving Scheme inseminations contribute towards the 95% of qualifying inseminations but the discount does not apply to these products.

Alpha® volume discount			
No. of straws	Discount	No. of straws	Discount
100-199	1%	600-699	6%
200-299	2%	700-799	7%
300-399	3%	800-899	8%
400-499	4%	900-999	9%
500-599	5%	1,000+	10%

Calving Difficulty Breeding values

The information is supplied to assess the suitability of bulls for mating with cows and with yearling heifers and to give farmers knowledge about bulls which may cause higher than usual rates of calving assistance. The breeding values (BV's) have now been split between calving assistance over cows and over yearling heifers.

Cow calving difficulty

Cow calving difficulty breeding value for a sire is calculated from the difficulty its progeny has being born from a three-year-old cow or older, and is expressed as a percentage of assisted calvings expected when compared to a bull of 0.

Heifer calving difficulty

Heifer calving difficulty breeding value for a sire is calculated from the difficulty its progeny has being born from a two-year-old cow, and is expressed as a percentage of assisted calvings expected when compared to a bull of 0.

Calving Difficulty Reliability

The accuracy of heifer and cow calving difficulty will vary depending on the age of the sire and on how widely used he has been within the industry, young sires generally will have a low reliability compared to an older sire. Reliability figures will also vary between the heifer calving difficulty BV and the cow calving difficulty BV depending on his use over those cohorts of animals. It is highly recommended that farmers utilise the reliability figures of the calving difficulty BV's when making breeding decisions around calving difficulty. For example reliability figures around 30% would indicate there is little more information above parent average feeding into the breeding value, and figures over 60% would indicate there would be a minimum of 100 calvings feeding into the BV.

Inbreeding and Recessive Gene Protection

Clients using an LIC AB Technician have access to DataMATE® technology, which will warn against potential inbreeding and recessive genes. DIY clients can order a DIY mating report from their Agri Manager. You supply a list of bull codes of the sires you plan to use over your herd, and the report identifies any cows that are closely related to these bulls, or have a risk of being a carrier.

The report only shows the cows affected along with the codes of the bulls that cow should not be mated to. Alpha's Customate® Plus programme also incorporates protection for inbreeding and recessive genes.

CVM (Complex Vertebral Malformation)

The genetic defect CVM in dairy cattle (found only in Holstein-Friesian and crossbred animals to date) is caused by a single locus recessive gene. If a CVM-positive bull is mated with a CVM-positive dam, the expectation is that one out of four of the offspring will die before, or just after, birth as the result of CVM. It is considered possible that CVM causes not only stillbirths and malformations, but also embryonic mortality and abortion.

Fertility 1, 2, 3 & 4

Fertility 1, 2, 3 & 4 are genetic variations which is one of the causes of dairy cows being empty through the loss of their pregnancy. The variations affect fertility and calf survival. Animals are thought to die in utero or stillborn. No live animals have been seen with the variation.

The fertility genes are recessive genetic variations which means that both the sire and dam need to have a copy of the genetic variation before a calf will be affected. Fertility 1 variation is present in 3% of Jersey animals and 1.5% of crossbred animals. Fertility 2, 3 & 4 are present in about 2% of the Holstein-Friesian population and 1% of the crossbred.

If using LIC Tech service DataMATE® technology will minimise the frequency of carrier to carrier matings.

Sexed Semen

LIC offers SexedULTRA 4M® sexed semen across a selection of our top bulls. SexedULTRA 4M® is the trademark of Inguran LLC, trading as Sexing Technologies.

Single AI Use Provision: The customer agrees that each straw of sorted semen purchased or otherwise acquired by LIC shall only be used by the customer for the single use artificial insemination of one female bovine with the intent to produce a single offspring, and not for in vitro fertilization or embryo transfer unless specifically approved on an individual customer basis by Inguran d/b/a Sexing Technologies (Navasota, Texas, USA) in writing.

Note: Users of frozen sexed semen are required to sign a disclaimer to acknowledge they may experience lower NRR results than expected.

Small Calf Syndrome (SCS)

Small Calf Syndrome is a recessive genetic variation which can result in affected calves showing a smaller appearance at birth or as they grow out. SCS needs both sire and dam to carry a copy of the genetic variation in order for the progeny to have a chance of being affected (one in four chance of being affected from carrier to carrier matings).

This genetic variation has been in the New Zealand national herd since at least 1960 and it is estimated 0.25% of calves bred from Holstein-Friesian or crossbred animals are likely to have been affected by SCS.

LIC has a policy to ensure that no new bulls entering the LIC Sire Proving Scheme will be SCS carriers. Combine this with the use of DataMATE® technology to minimise carrier to carrier matings and affected calves will reduce to almost zero over time.

New releases

During the year, additional bulls that have not been catalogued may become available. Please visit LIC's website for the most up to date information, or speak to your Agri Manager.

AB Technician Service

The LIC AB Technician service is a simple, door-to-door service that makes AB easier.

Why use an LIC AB Technician?

When you choose LIC's technician service, you get the peace of mind of knowing that you are using skilled professionals for a first-class AB service, backed by both DataMATE® technology and our Low Group Policy.

AB Technician Service for Alpha semen

A sliding volume discount is offered on the insemination of all Alpha® semen.

LIC AB Technician Service Volume Discount - LIC Straws	
No. of Inseminations	Price
1 - 300	$8.55 + GST
301 - 600	$8.20 + GST
601 +	$7.85 + GST

For example, if you were to use the AB Technician Service for 720 Alpha inseminations, you would be charged as follows:

First 300 inseminations at $8.55 each ($2,565 + GST); second 300 inseminations at $8.20 each ($2,460 + GST); third 120 inseminations at $7.85 each ($942 + GST) = a total of 720 inseminations at $5,967 + GST.

Non-LIC straw inseminations are $10.70 + GST per insemination.

AB Equipment

DIY AB Supplies		
Product	Unit	Price +GST
AB Insemination Gloves - Full length, disposable	Pkt 50	$33.00
Insemination Wipes	Pkt 100	$15.00
AB Lubricant	2 litre	$18.00
Sheaths Clear Tip	Pkt 50	$9.20
AB Inseminators Stainless Steel GGI	Each	$99.00
Tweezers	Each	$15.60
Scissors	Each	$12.20
LN2 Measuring Stick	Each	$3.36

Heat Detection Aids

LIC has a range of cost effective heat detection aids that are designed to help farmers identify more cows in heat, improving heat detection accuracy and enabling better timing of AI services.

The best heat detection results are achieved by combining paddock observation with heat detection aids.
- Dairy NZ InCalf book.

Just one missed heat costs around $321.05* in lost production at today's milk price, so when the heat is on our range of products makes picking heats that much easier.

*(21 days less in milk X 1.96kgMS/day in peak lactation = 41.16kgMS lost) 41.16kgMS X $7.80 = $321.05

Product	Features	Benefits
 LIC Bulls-i® (Starting from $2.10**)	• Self-adhesive • Available in five colours: Red, green, yellow, pink and blue • Sold in multiples of 50	• No need to spend time gluing the cow or the heat patch • 5 colours allow for multiple rounds of heat detection • Friction-based technology
 LIC Heat Patch (Starting from: $2.75**)	• Self-adhesive • Available in two colours: Red and blue • Built-in timing mechanism • Sold in multiples of 50	• No need to spend time gluing the cow or the heat patch • 2 colours, allow for multiple rounds of heat detection • 4-second time release technology helps to identify true standing heats
 LIC Heat Patch Plus (Starting from: $3.00**)	• Self-adhesive • Available in three colours: Red, blue and pink • Built-in timing mechanism • Channel and chamber technology • Sold in multiples of 50	• No need to spend time gluing the cow or the heat patch • 3 colours allow for multiple rounds of heat detection • 4-second time release technology helps to identify true standing heats • New technology allows the dye to bleed to the edges of the patch for greater visibility and prioritisation
 KAMAR® Heatmount® Detectors (Classic starting from: $2.70**) Peel'nGlue starting from: $2.85**)	• Available in classic and peel and glue options • Built-in timing mechanism • Available in two colours: Red and blue	• 4-second time release technology helps to identify true standing heats • 2 colours allow for subsequent heat detection

Prices exclude GST and are subject to change.
**Further volume discounts may apply.

Calving Ease and Gestation Length

It is important to remember that whilst LIC selects for easier-calving sires and reports calving difficulty/calving ease breeding values where available, there is always natural variation within a trait. This means that even some of the easiest calving sires can still be associated with difficult calvings. The use of larger breeds (i.e. beef) can increase the risk of calving difficulty, but a number of factors also influence this:

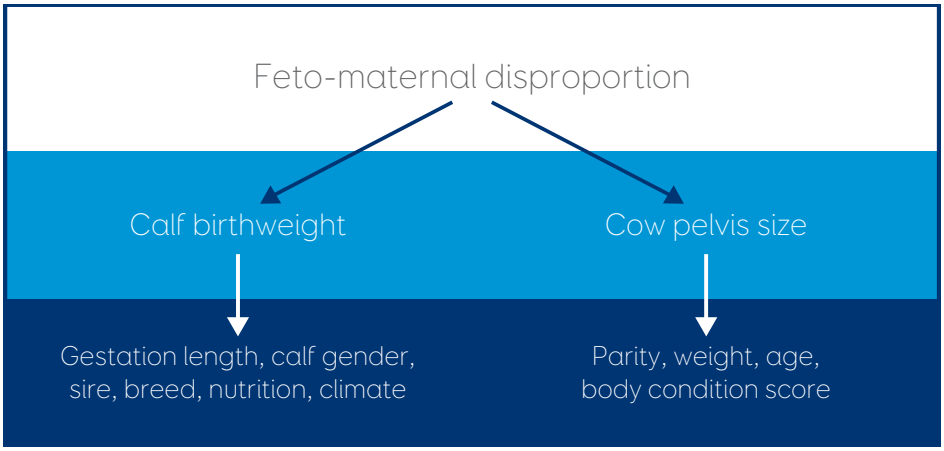

* Image credit to Agrisciencer (2019), sourced from https://www.agrisciencer.com/post/calving-difficulty-in-dairy-cattle-genetics

Relative to other genetic traits, gestation length is quite heritable. Despite this, there is significant natural variation in gestation length. Based on New Zealand research:

- 68% of calves will be born within ±5 days of their expected calving date.
  For example, if 100 heifers were expected to calve on July 20th, 68 of them should calve between July 15th and July 25th.
- 95% of calves will be born within ± 9 days of their expected calving date.
  For example, of those same 100 heifers expected to calve on July 20th, 95 of them should calve between July 11th and July 29th. The remaining five heifers would still be expected to calve outside of this window due to normal biological variation.

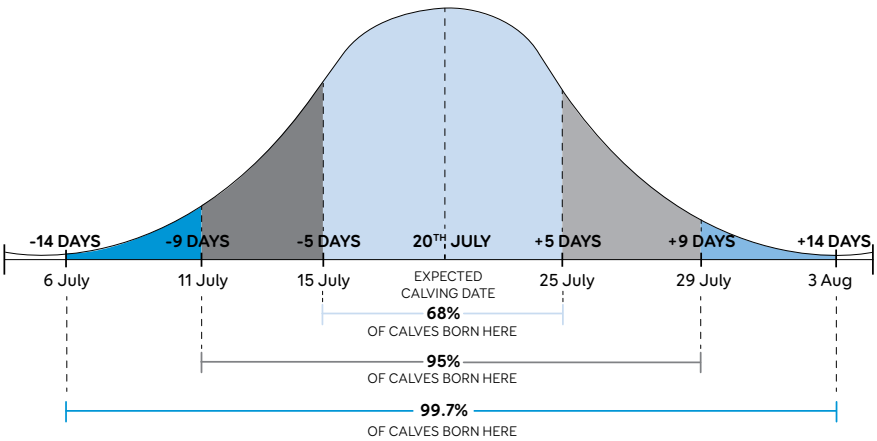

National Herd Averages

19/01/2024

	Holstein-Friesian	Jersey	HF X J Cross	Ayrshire
Production gBVs				
Breeding Worth ($)	169	255	224	-79
Protein (Kg)	25	4	19	1
Milkfat (Kg)	21	16	21	-3
Milk Volume (Litres)	641	-294	280	207
Liveweight (Kg)	38	-42	7	21
Fertility (%)	-0.8	3.4	1.2	-6.9
Somatic cell (Score)	0.04	-0.09	-0.01	-0.17
Functional Survival (%)	1.1	1.1	1.3	0.2
Body condition (Score)	0.05	0.04	0.05	-0.03
Gestation length (Days)	-1.9	-1.5	-2.4	-0.3
Traits Other Than Production				
Adaptability to Milking	.15	.16	.16	.22
Shed Temperament	.15	.16	.16	.23
Milking Speed	.07	.10	.08	.00
Overall Opinion	.22	.15	.19	.20
Stature	.59	-.82	.00	-.07
Capacity	.19	.25	.25	.31
Rump Angle	-.04	-.10	-.06	.31
Rump Width	.32	-.19	.09	-.09
Legs	-.03	.10	.03	.02
Udder Support	.32	.14	.22	.13
Front Udder	.23	.28	.20	.15
Rear Udder	.21	.34	.22	-.04
Front Teat Placement	.10	.07	.06	.12
Rear Teat Placement	.24	-.11	.15	.13
Teat Length	-.13	.00	-.11	-.28
Udder Overall	.29	.29	.23	.12
Dairy Conformation	.24	.21	.23	.17
Sire Breed Average				
Heifer Calving Difficulty (%)	1.8	-1.8	0.1	-0.2
Cow Calving Difficulty (%)	0.9	-0.8	-0.2	-0.3

These statistics are calculated byLIC.

Production and TOP information includes all current cows in the national herd (ie. Animals signed up for herd testing with 80 or more numbered cows current in the herd aged over 490 days), whereas the calving difficulty BV, which is a sire trait, is based on all enrolled bulls , with a BW reliability of at least 60%, at least 20 herd tested daughters and at least one two-year old daughter milking in the last 5 years.

Want to know how your herd compares? Ask your Agri Manager for a breakdown of your Herd gBVAverages.

LIC
Private Bag 3016
Hamilton 3240
Phone 0800 651 156

The products in this catalogue are offered by LIC subject to the Conditions and Service Rules, a copy of which is available at www.lic.co.nz. The rules contain limitations and restrictions of liability by LIC that you should be aware of before placing orders for semen. Every effort has been made to ensure the accuracy of the information in this catalogue, but we accept no responsibility for any errors or omissions. LIC reserves the right to increase/decrease prices depending on availability and other conditions beyond our control. All prices quoted in this catalogue are exclusive of GST.